

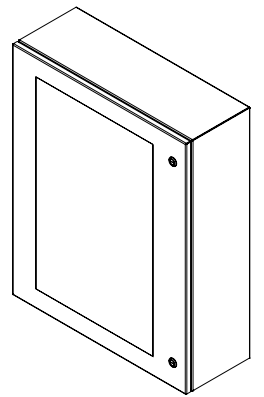


PART No. EN4SD30248WLG

for more information visit
www.hammfg.com

Data subject to change without notice


Isometric drawing Not to Scale



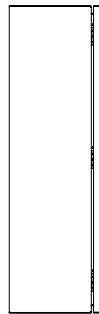
ISOMETRIC VIEW



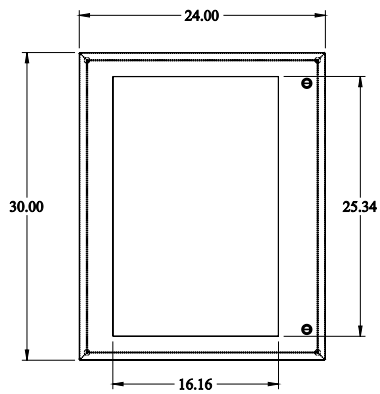
TOP VIEW




BACK VIEW



LEFT SIDE VIEW



FRONT VIEW



RIGHT SIDE VIEW



BOTTOM VIEW