

RIDERSERIES
RRD228115

Weidmüller Interface GmbH & Co. KG
 Klingenbergstraße 16
 D-32758 Detmold
 Germany
 Fon: +49 5231 14-0
 Fax: +49 5231 14-292083
 www.weidmueller.com



The ideal relay version for the separation of input and output signals in industrial automation.

High powers can be safely switched with the RIDERSERIES.

Conventional relays and LED indicators are simply plugged in, retaining and disassembly clips provide a secure fixing.

General ordering data

Order No.	8690320000
Type	RRD228115
Version	RIDERSERIES, Relais, No. of contacts: 2, CO contact with test button, AgNi 90/10, Rated control voltage: 115 V AC, Continuous current: 10 A, Plug-in connection
GTIN (EAN)	4032248360949
Qty.	25 pc(s).

RIDERSERIES
RRD228115

Weidmüller Interface GmbH & Co. KG
 Klingenbergstraße 16
 D-32758 Detmold
 Germany
 Fon: +49 5231 14-0
 Fax: +49 5231 14-292083
 www.weidmueller.com

Technical data
Ratings

Conductor connection system	Plug-in connection	Humidity	40 °C / 93 % rel. humidity, no condensation
Weight	80 g	UL 94 flammability rating	V-0

Dimensions and weights

Width	35.5 mm	Height	35.5 mm
Depth	57 mm	Weight	80 g
Net weight	84.8 g		

Temperatures

Operating temperature	-40 °C...+50 °C	Storage temperature	-40 °C...+60 °C
-----------------------	-----------------	---------------------	-----------------

Input

Rated control voltage	115 V AC	Rated current AC	20.6 mA
Coil resistance	2,000 Ω ±10 %	Power rating	2.3 VA
Response / drop-out voltage AC coil	92.0 V / 34.5 V	Status indicator	Mechanical

Output

Rated switching voltage	240 V AC	Max. switching voltage, AC	400 V
Continuous current	10 A	making current	20 A / 20 ms
Max. switching power	2500 VA	Response time	15 ms / 10 ms
Min. switching power	100 mA / 5 V, 10 V / 10 mA, 24 V / 1 mA	Max. switching frequency at rated load	0.1 Hz

Contact specifications

No. of contacts	2	Contact design	CO contact with test button
Contact material	AgNi 90/10	Mechanical service life	20 x 10 ⁶ switching cycles

Insulation coordination

Rated voltage	250 V	Clearance and creepage distances for control side - load side	≤ 3 mm
Dielectric strength for control side - load side	2.5 KV _{eff} / 1 min.	Protection degree	IP 20
Insulating material group	IIIa		

Other technical data

Version	With test button/LED	Status indicator	Mechanical
Free-wheel diode	No		

Further details of approvals / standards

Standards	IEC 61810-1, UL508
-----------	--------------------

**RIDERSERIES
RRD228115**

Weidmüller Interface GmbH & Co. KG
Klingenbergstraße 16
D-32758 Detmold
Germany
Fon: +49 5231 14-0
Fax: +49 5231 14-292083
www.weidmueller.com

Technical data**Classifications**

ETIM 2.0	EC001437	ETIM 3.0	EC001437
UNSPSC	30-21-19-17	eClass 4.1	40-02-06-14
eClass 5.1	27-37-16-01	eClass 6.0	27-37-16-01
eClass 7.0	27-37-16-01		

Approvals

Approvals

**Downloads**Declaration of Conformity [K295_12_10.pdf](#)

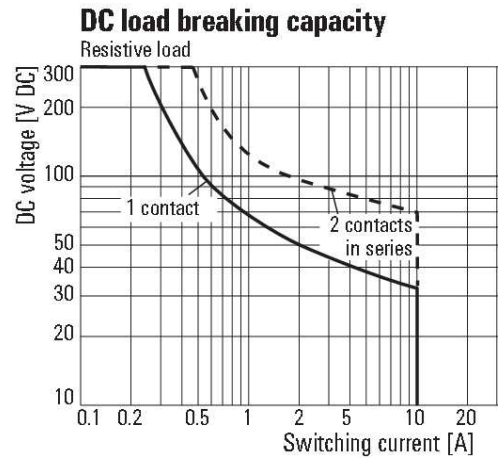
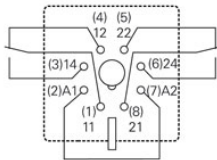
**RIDERSERIES
RRD228115**

Weidmüller Interface GmbH & Co. KG
 Klingenbergstraße 16
 D-32758 Detmold
 Germany
 Fon: +49 5231 14-0
 Fax: +49 5231 14-292083
 www.weidmueller.com

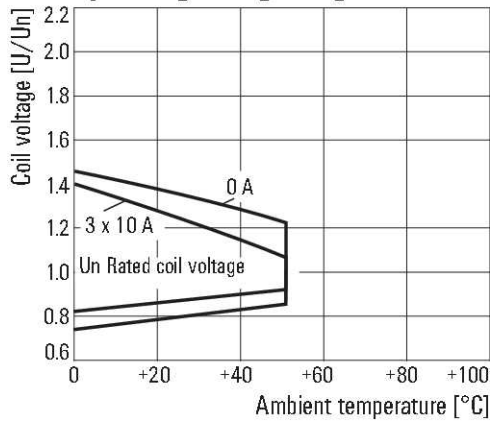
Drawings

Pinning

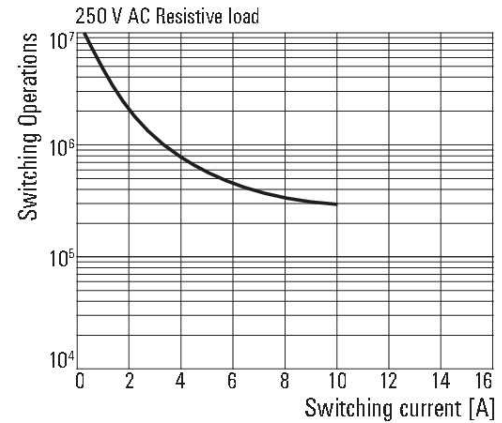
Circuit diagram
View of connections



Operating voltage range AC



Electrical endurance



**RIDERSERIES
RRD228115**

Weidmüller Interface GmbH & Co. KG
 Klingenbergstraße 16
 D-32758 Detmold
 Germany
 Fon: +49 5231 14-0
 Fax: +49 5231 14-292083
 www.weidmueller.com

Drawings

Type code	RRD					
Type	RIDER Round					
Contacts	2 2 change-over contacts, 8-pole 3 3 change-over contacts, 11-pole					
Contact material	2 AgNi 90/10					
Type of construction	1 DC coil with test button 3 DC coil with test button and bi-polar LED 6 AC coil with test button 8 AC coil with test button and bi-polar LED					
					DC coil	Free wheel diode
					006 6 V DC	
					012 12 V DC	
					024 24 V DC	0C4
					048 48 V DC	0E8
					060 60 V DC	0G0
					110 110 V DC	1B0
					220 220 V DC	2C0
					AC coil	
					006 6 V AC	
					012 12 V AC	
					024 24 V AC	
					048 48 V AC	
					115 115 V AC	
					230 230 V AC	