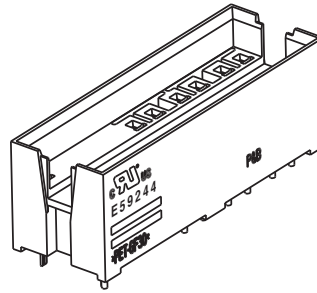


**Product Facts**

- Printed circuit terminals.
- Contact rating:  
8A at 250VAC @ 23°C.  
(2 poles max. simultaneously,  
20A max. total current.)\*
- Minimum contact load:  
Consult factory for loads less  
than 12V/100mA.
- Creepage and clearance:  
> 10mm coil-to-contacts  
> 3.5mm pole-to-pole.
- Dielectric strength:  
3kVrms (6kV surge), coil-to-  
contacts and pole-to-pole.
- Operational and storage  
temperature range:  
-25°C to +70°C.\*
- Socket body is rated UL 94 V-0,  
CTI >250.
- Wave solder at 260°C for 5 sec.  
(max.)



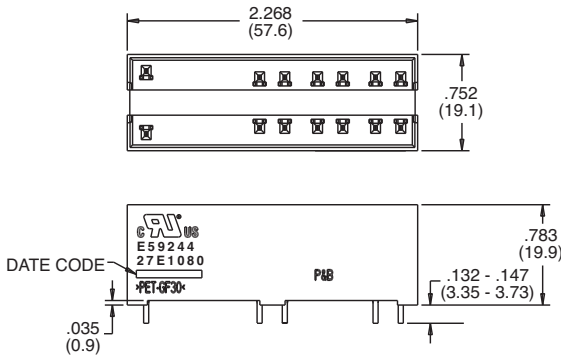
**us** File E59244

\* Consult factory for current and temperature limits when used in applications at other than 23°C.

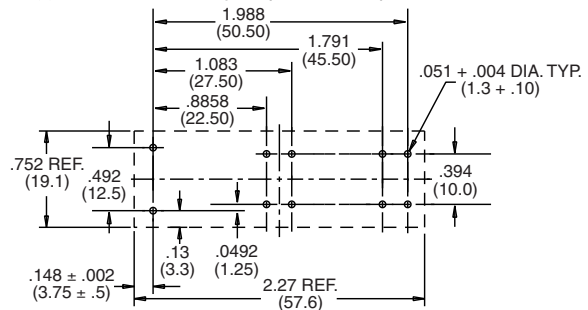
Users should thoroughly review the technical data before selecting a product part number. It is recommended that users also seek out the pertinent approvals files of the agencies/ laboratories and review them to confirm the product meets the requirements for a given application.

**27E1080 – 4 pole socket for use with SCHRACK SR6D relay**

**Outline dimensions**

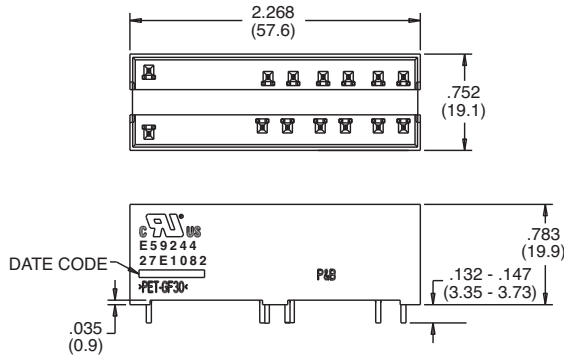


**Suggested P.C. board layout (bottom view)**

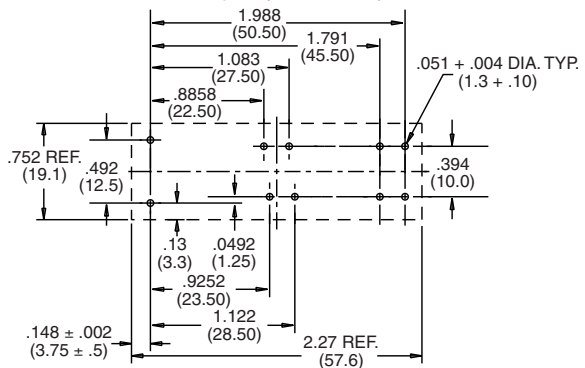


**27E1082 – 4 pole socket for use with SCHRACK SR6M relay**

**Outline dimensions**



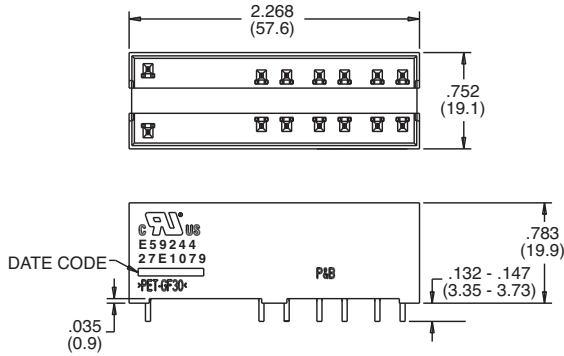
**Suggested P.C. board layout (bottom view)**



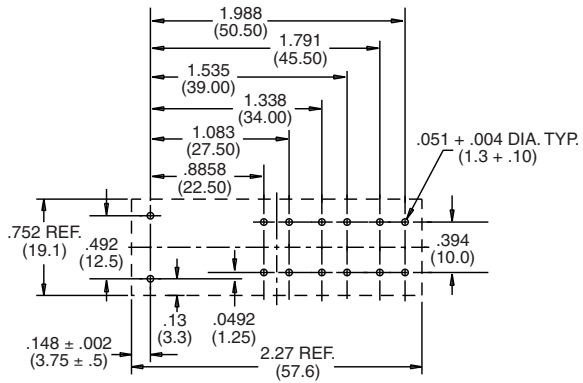
**27E1079, 27E1080, 27E1081 & 27E1082**

**27E1079 – 6 pole socket for use with SCHRACK SR6 series relay, types with 4NO + 2NC contacts or 3NO + 3NC contacts**

**Outline dimensions**

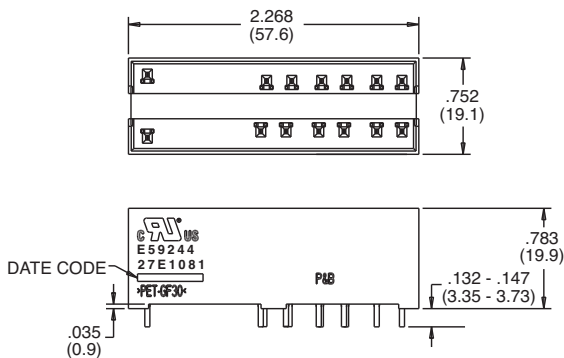


**Suggested P.C. board layout (bottom view)**

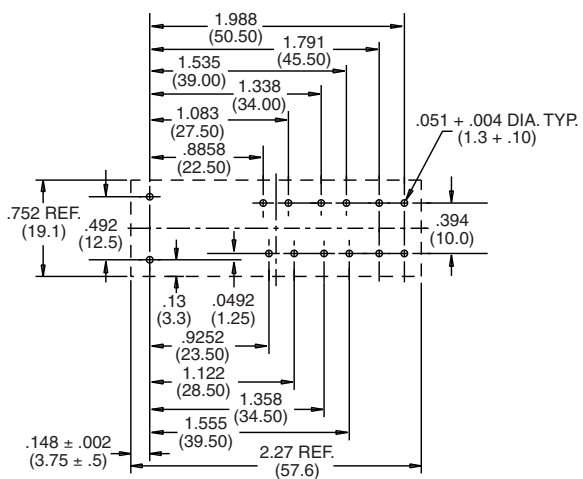


**27E1081 – 6 pole socket for use with SCHRACK SR6 series relay, types with 5NO + 1NC contacts**

**Outline dimensions**



**Suggested P.C. board layout (bottom view)**



**24A243 – Relay hold down clip for use with 27E1079, 27E1080, 27E1081 & 27E1082 sockets**

