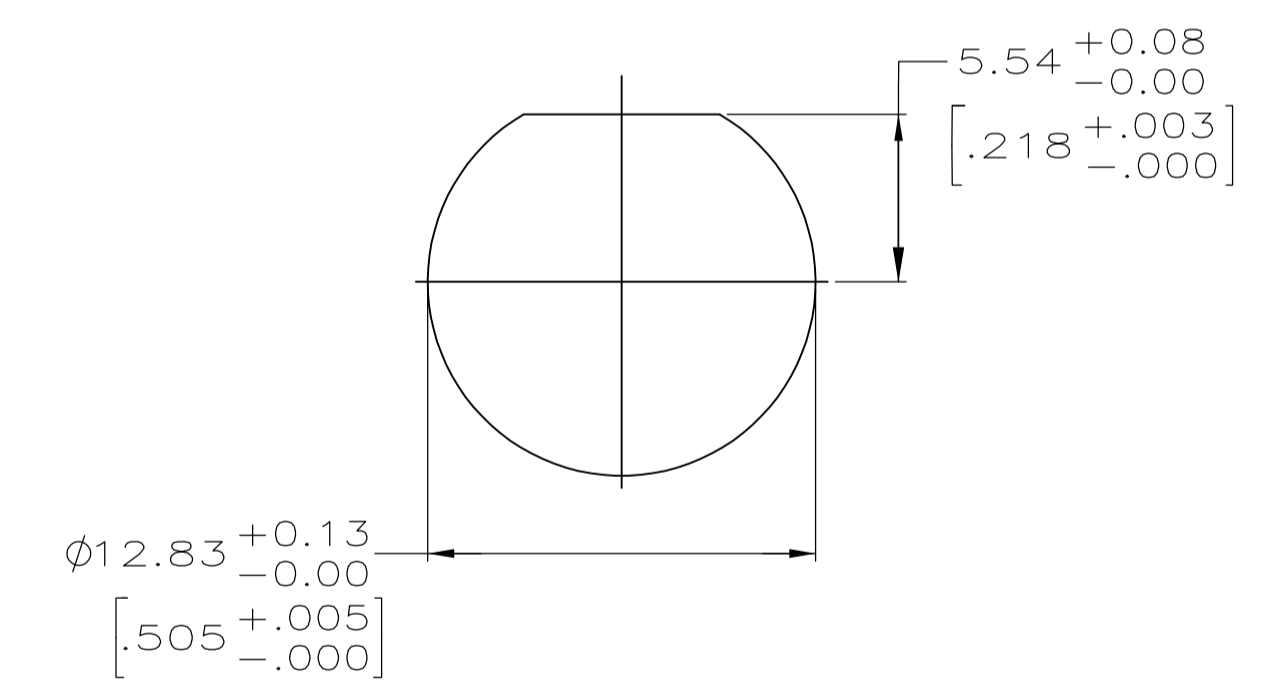
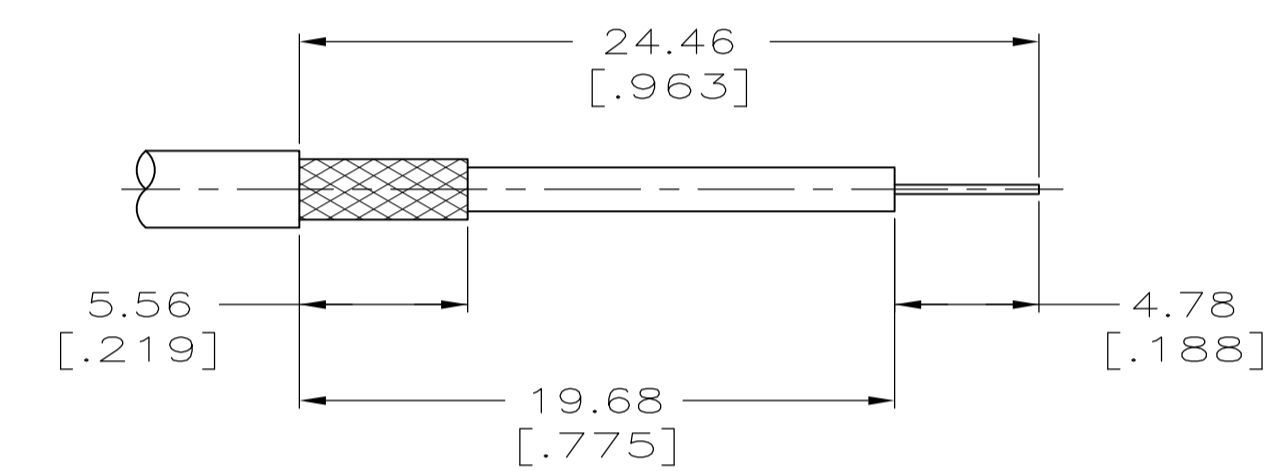
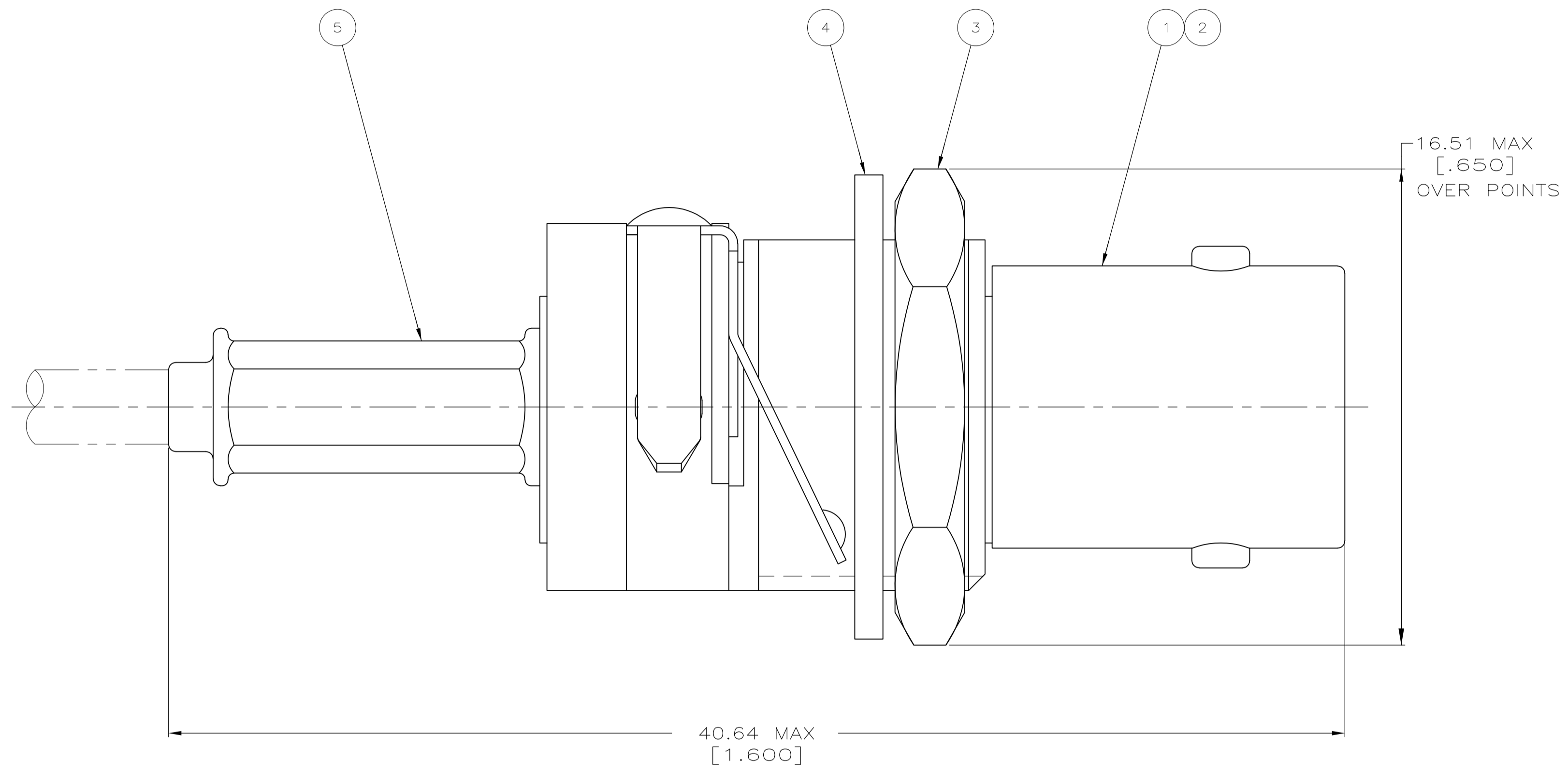


REVISONS		DATE	BY	APPV
A1	REVISED PER ECR-05-009324	30AUG05	BM	JL
A2	REVISED PER ECO-09-024927	10NOV09	KK	AEG

- △ USE CRIMP TOOL: 354940-1
- 2. PANEL THICKNESS = 5.08 [.200] MAX
- 3. USE INSTRUCTION SHEET 408-4048
- 4. CAPACITANCE = 9400 PF ± 10% TOTAL
VOLTAGE = 500 VDC
- △ OBSOLETE PARTS: OBSOLETE CIS STREAMLINING
PER D.RENAUD/D.SINISI



OBSOLETE △	RG-174/U, 188/U, 316/U	4.52 [.178]	1.73 [.068]	58436-3	227194-5	9-413658-0	1-329632-2	1-329631-2	1-413774-5	414757-3	5414758-3
	RG-174/U, 188/U, 316/U	4.52 [.178]	1.73 [.068]	58436-3	227194-5	9-413658-0	1-329632-2	1-329631-2	1-413774-5	414757-2	5414758-2
	RG-58/U, 58A/U, 58B/U, 58C/U	5.41 [.213]	1.73 [.068]	58436-1	-	9-221132-0	1-329632-2	1-329631-2	413774-5	414757-1	5414758-1
	FOR USE WITH CABLE	FERRULE CENTER CONTACT HEX CRIMP HEIGHTS		DIE SET △	⑥ SPACER QTY=1	⑤ FERRULE QTY=1	④ LOCK WASHER QTY=1	③ JAM NUT QTY=1	② CONTACT QTY=1	① JACK ASSEMBLY QTY=1	PART NUMBER

THIS DRAWING IS A CONTROLLED DOCUMENT.

DIMENSIONS: mm (INCHES)	TOLERANCES UNLESS OTHERWISE SPECIFIED:	0 PLC ± -	1 PLC ± -	2 PLC ± 0.41 [.016]	3 PLC ± -	4 PLC ± -	ANGLES ± -
MATERIAL	FINISH	WEIGHT	SIZE	CAGE CODE	DRAWING NO	RESTRICTED TO	
			A1	00779	5414758		

Tyco Electronics Corporation
Harrisburg, Pa 17105-3608

JACK, BULKHEAD, DECOUPLER, 50 OHM, HEX CRIMP, BNC

CUSTOMER DRAWING SCALE 8:1 SHEET 1 OF 1 REV A2