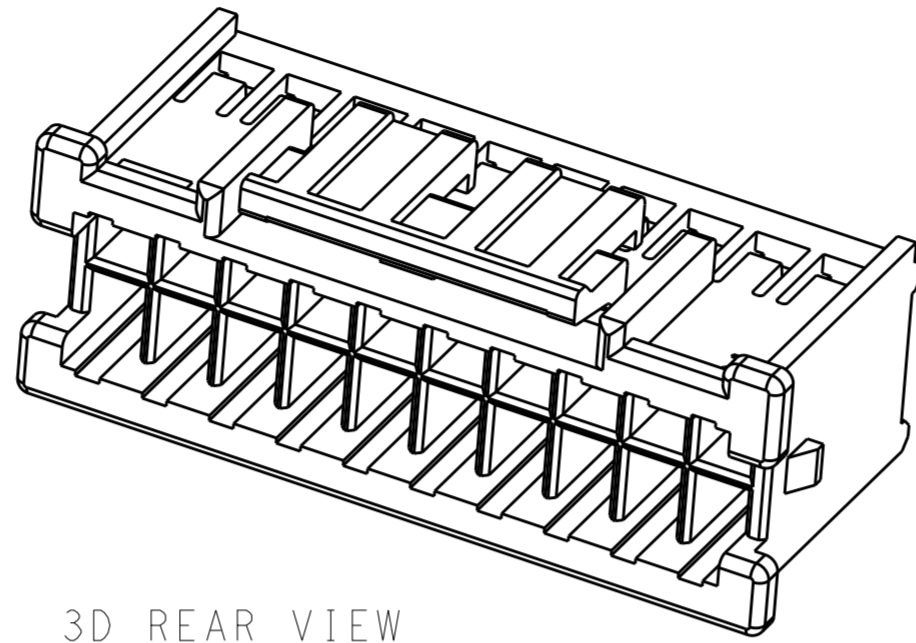
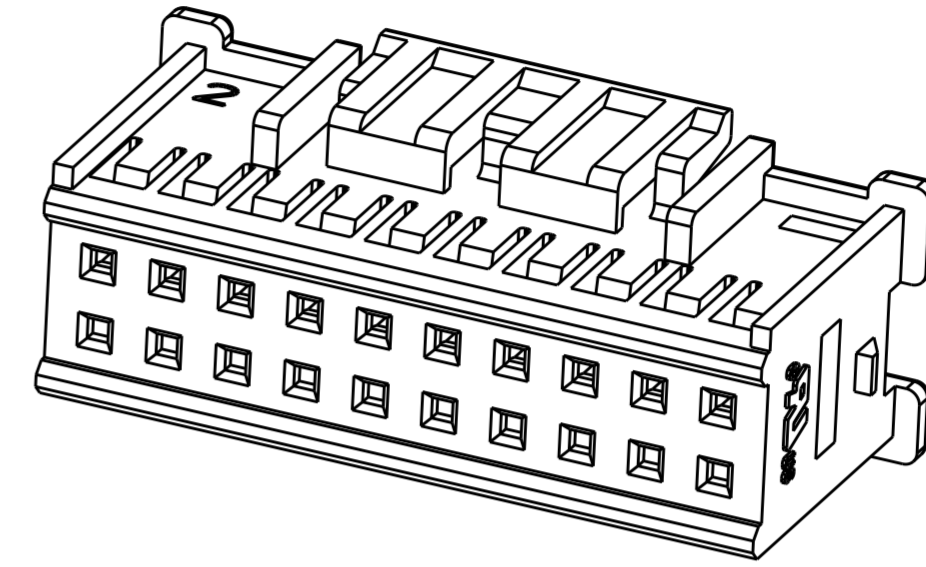


THIS DRAWING IS UNPUBLISHED. RELEASED FOR PUBLICATION 20
 © COPYRIGHT 20 BY - ALL RIGHTS RESERVED.

| LOC | | DIST | | REVISIONS | | | |
|-----|-----|-------------|---------------------------|-----------|------|-----|--|
| P | LTR | DESCRIPTION | DATE | DWN | APVD | | |
| - | - | B | REVISED PER ECR-16-000965 | 04MAY16 | O.C | D.Z | |

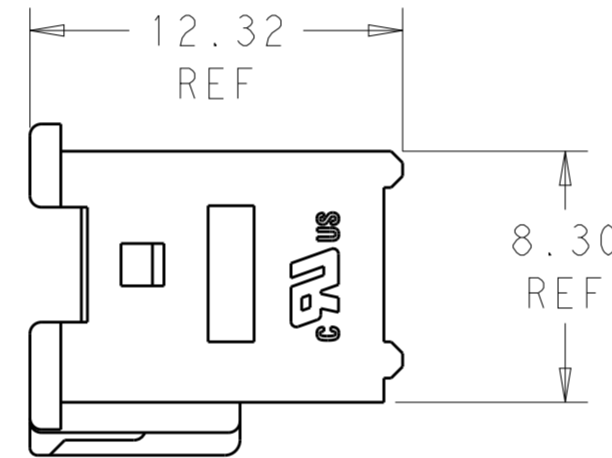
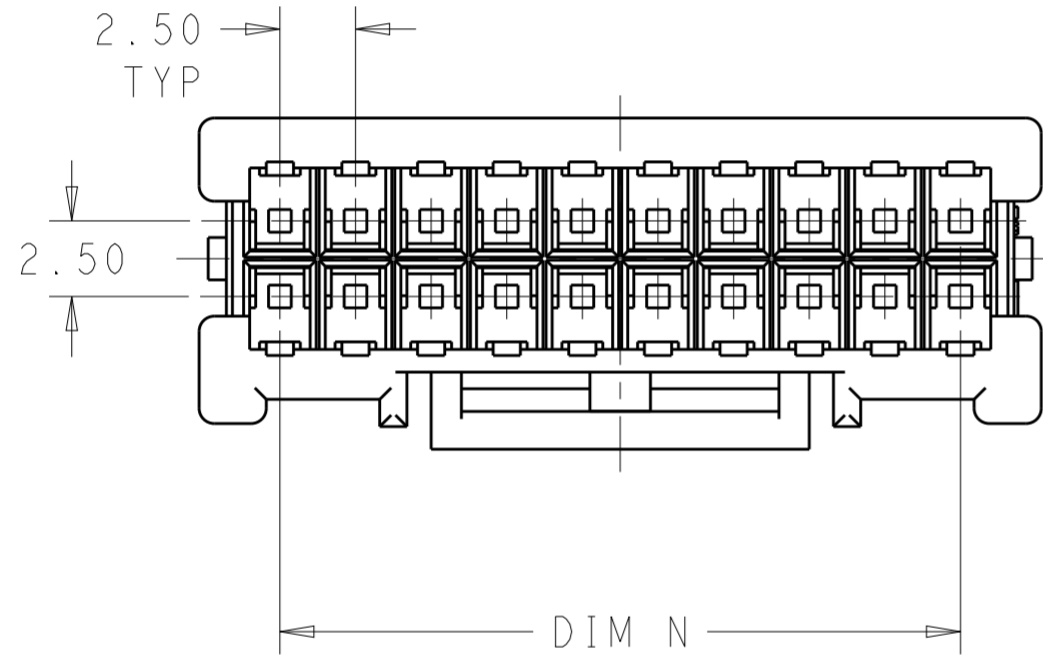


3D REAR VIEW
20 POSITION SHOWN



3D MATING FACE VIEW
20 POSITION SHOWN

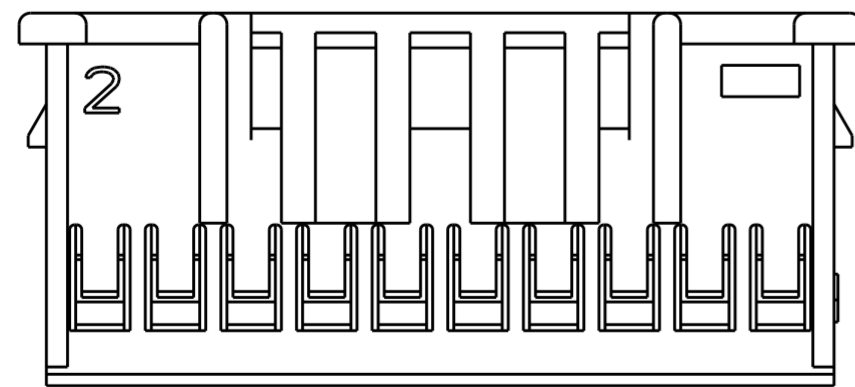
CIRCUIT #1



1 MATERIAL: NYLON, UL94V-0, COLOR:WHITE.

2 SEE SHEET 2 FOR LATCH DESIGN ON THE DIFFERENT PART NUMBERS.

| 1.25 | 2 | 47.50 | 51.04 | 4-1969540-0 |
|---------|-----------------------|---------|---------|-------------|
| 0.00 | 2 | 45.00 | 48.54 | 3-1969540-8 |
| 1.25 | 2 | 42.50 | 46.04 | 3-1969540-6 |
| 0.00 | 2 | 40.00 | 43.54 | 3-1969540-4 |
| 1.25 | 2 | 37.50 | 41.04 | 3-1969540-2 |
| 0.00 | 2 | 35.00 | 38.54 | 3-1969540-0 |
| 1.25 | 2 | 32.50 | 36.04 | 2-1969540-8 |
| 0.00 | 2 | 30.00 | 33.54 | 2-1969540-6 |
| 1.25 | 2 | 27.50 | 31.04 | 2-1969540-4 |
| 0.00 | 2 | 25.00 | 28.54 | 2-1969540-2 |
| 1.25 | 2 | 22.50 | 26.04 | 2-1969540-0 |
| 0.00 | 2 | 20.00 | 23.54 | 1-1969540-8 |
| 2 1.25 | 1 | 17.50 | 21.04 | 1-1969540-6 |
| 2 0.00 | 1 | 15.00 | 18.54 | 1-1969540-4 |
| 2 1.25 | 1 | 12.50 | 16.04 | 1-1969540-2 |
| 2 0.00 | 1 | 10.00 | 13.54 | 1-1969540-0 |
| 2 1.25 | 1 | 7.50 | 11.04 | 1969540-8 |
| DIM "M" | NO. OF LATCH CUT-OUTS | DIM "N" | DIM "L" | PART NO. |

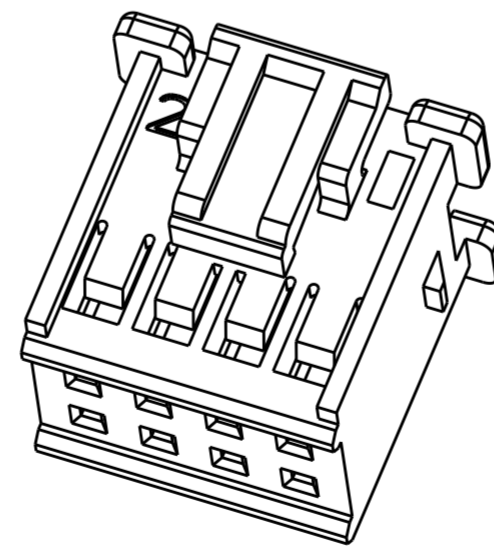
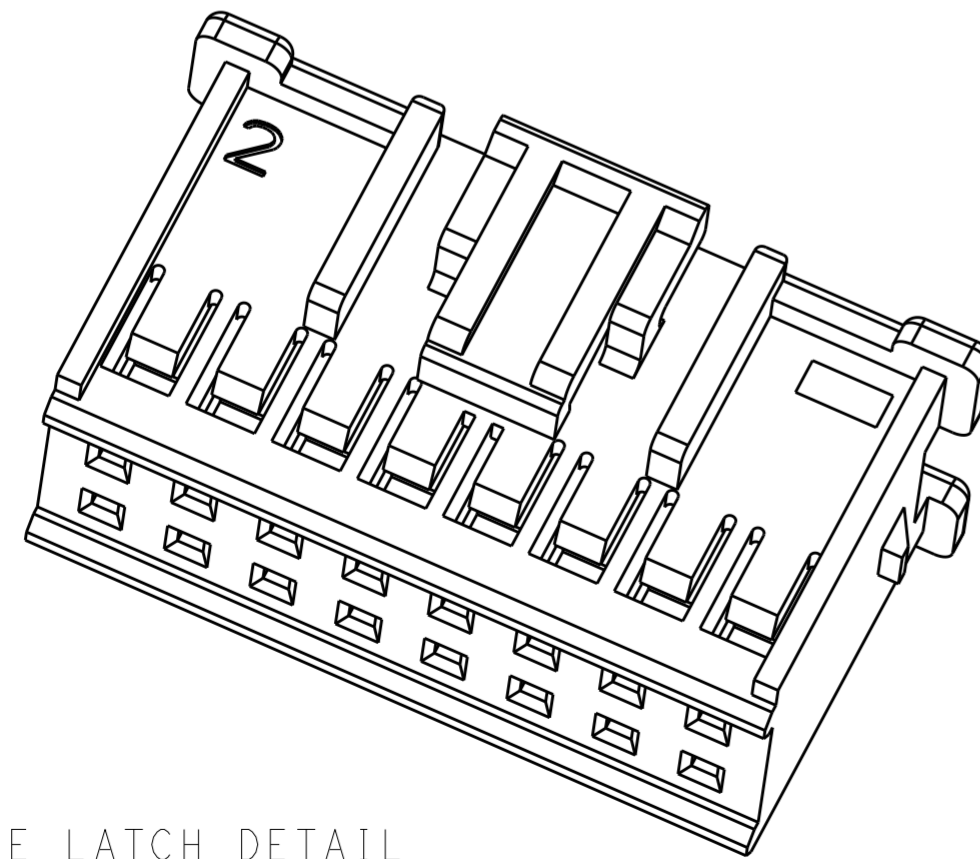
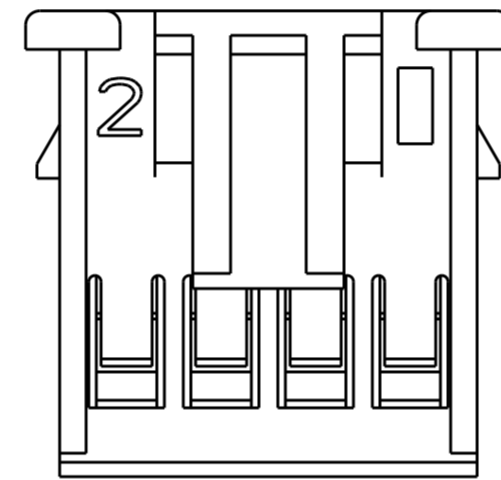
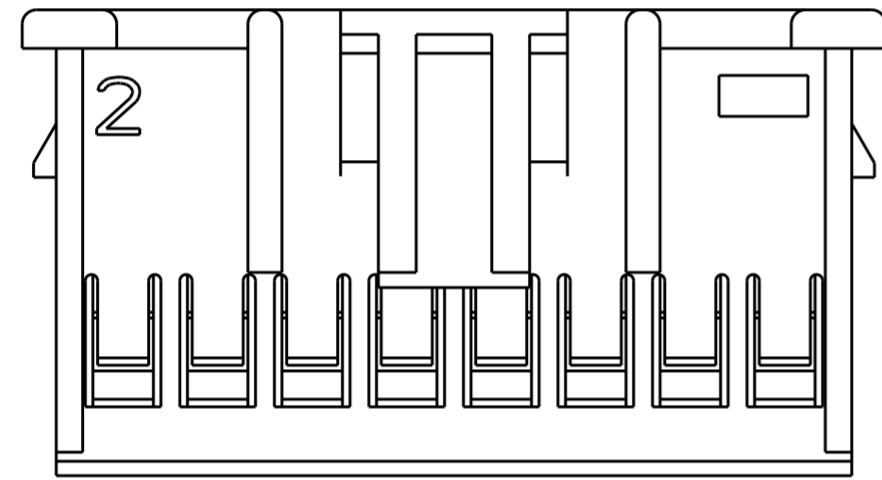
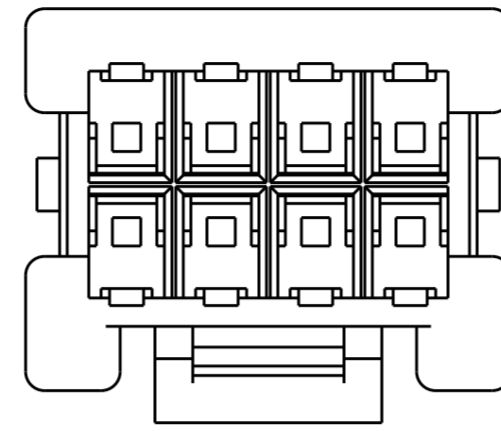
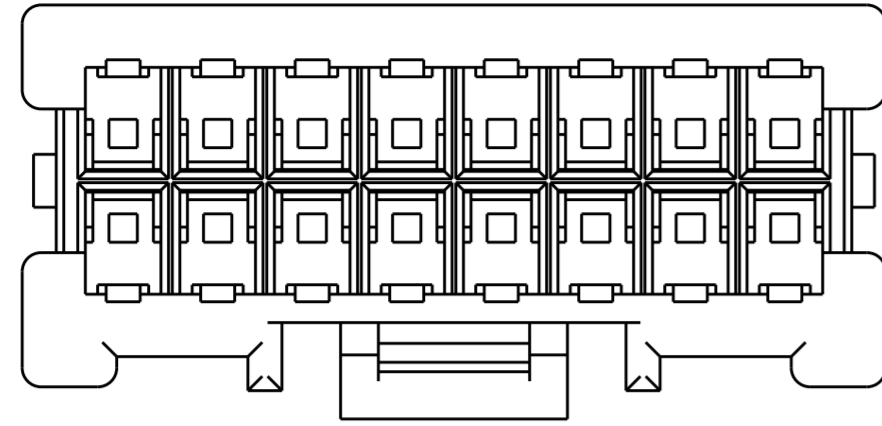


THIS DRAWING IS A CONTROLLED DOCUMENT.

| | | | |
|----------------|--|-------------------------------|---|
| DIMENSIONS: mm | TOLERANCES UNLESS OTHERWISE SPECIFIED: | DWN: JR RUTH 01OCT2012 | TE Connectivity |
| | 0 PLC ± | CHK: KURT RANDOLPH 01OCT2012 | |
| | 1 PLC ± | APVD: KURT RANDOLPH 01OCT2012 | |
| | 2 PLC ±0.25 | PRODUCT SPEC: 108-2418 | |
| MATERIAL | 4 PLC ± | APPLICATION SPEC: 114-13315 | NAME: HOUSING, SOCKET, E.P. 2.5, DUAL ROW |
| | ANGLES ± | WEIGHT: - | SIZE: A200779 |
| | FINISH 1 | CUSTOMER DRAWING | CAGE CODE: C-1969540 |
| | | | DRAWING NO: - |
| | | | RESTRICTED TO: - |
| | | | SCALE: N/A |
| | | | SHEET 1 OF 2 |
| | | | REV B |

THIS DRAWING IS UNPUBLISHED. RELEASED FOR PUBLICATION 20
 © COPYRIGHT 20 BY - ALL RIGHTS RESERVED.

| LOC | | DIST | | REVISIONS | | | |
|-----|-----|-------------|------|-----------|------|--|--|
| P | LTR | DESCRIPTION | DATE | DWN | APVD | | |
| - | - | SEE SHEET 1 | - | - | - | | |
| | | | | | | | |
| | | | | | | | |



SINGLE LATCH DETAIL
 1-1969540-6 SHOWN HERE
 THESE DIM'S ARE FOR THE
 1-1969540-2 THRU -16

SINGLE LATCH DETAIL
 1969540-8 SHOWN HERE
 THESE DIM'S ARE FOR THE
 1969540-8 AND 1-1969540-0

| | | | | | |
|--|-------|------------------|-----------|--|--|
| THIS DRAWING IS A CONTROLLED DOCUMENT. | | DWN | 01OCT2012 | | TE Connectivity |
| DIMENSIONS: | | CHK | 01OCT2012 | | |
| mm | | APVD | 01OCT2012 | | |
| | | PRODUCT SPEC | 108-2418 | | |
| TOLERANCES UNLESS OTHERWISE SPECIFIED: | | APVD | 01OCT2012 | | NAME |
| 0 PLC | ± | APPLICATION SPEC | 114-13315 | | HOUSING, SOCKET, E.P. 2.5, DUAL ROW |
| 1 PLC | ± | WEIGHT | - | | SIZE |
| 2 PLC | ±0.25 | CUSTOMER DRAWING | - | | A200779 |
| 3 PLC | ± | SCALE | N/A | | C-1969540 |
| 4 PLC | ± | SHEET | 2 | | OF |
| ANGLES | ± | REV | B | | |
| FINISH | ± | | | | |