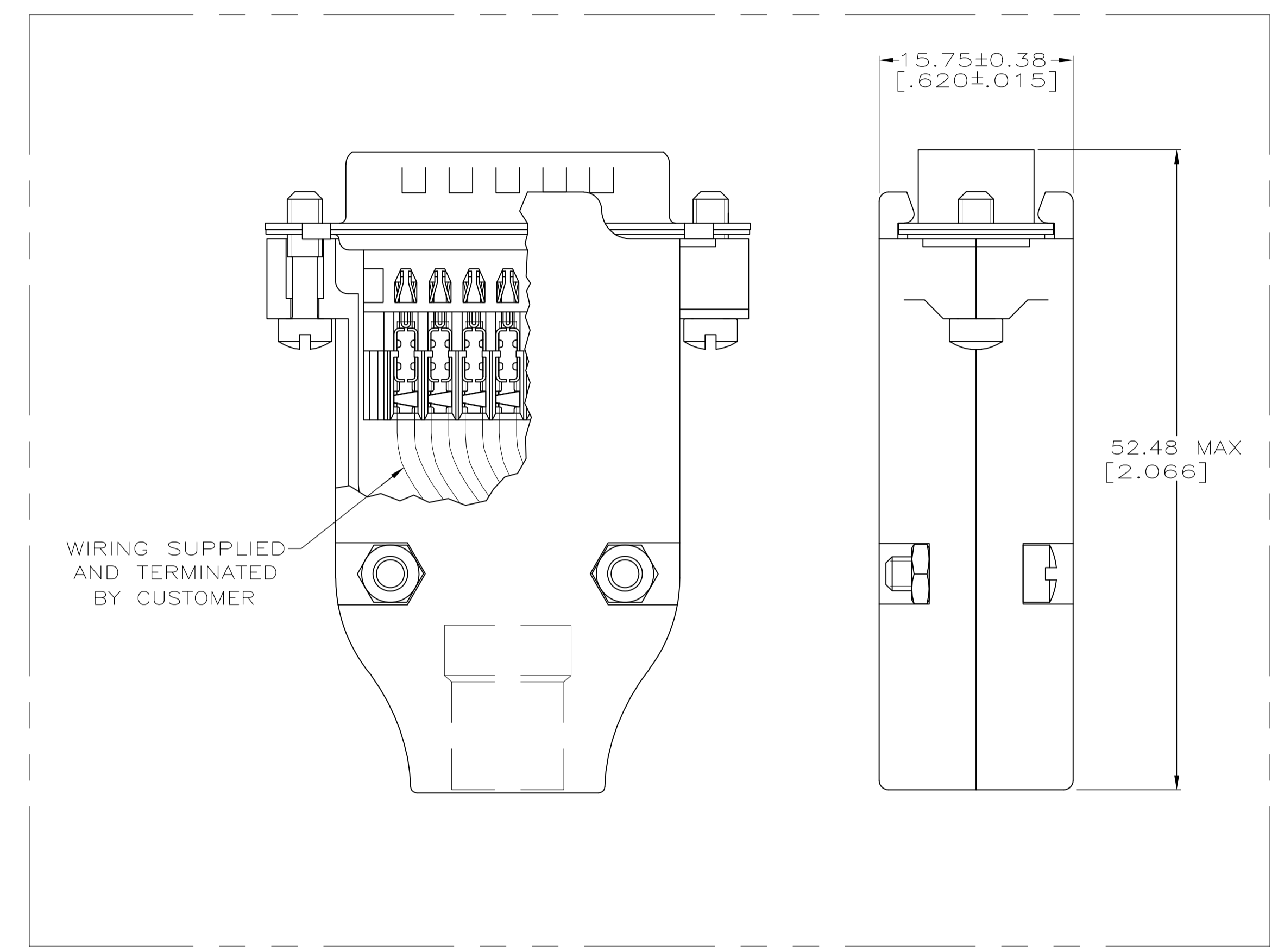
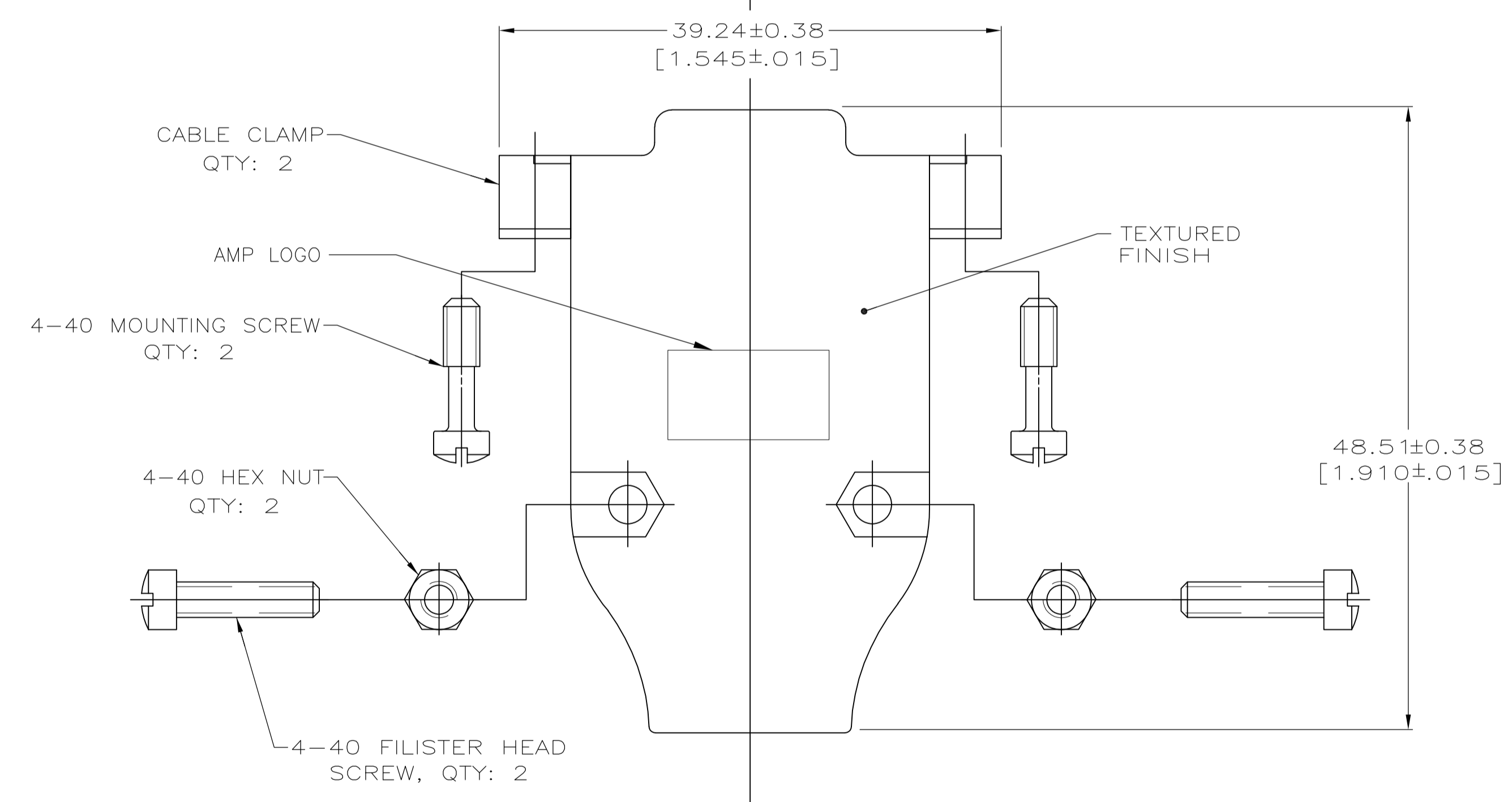
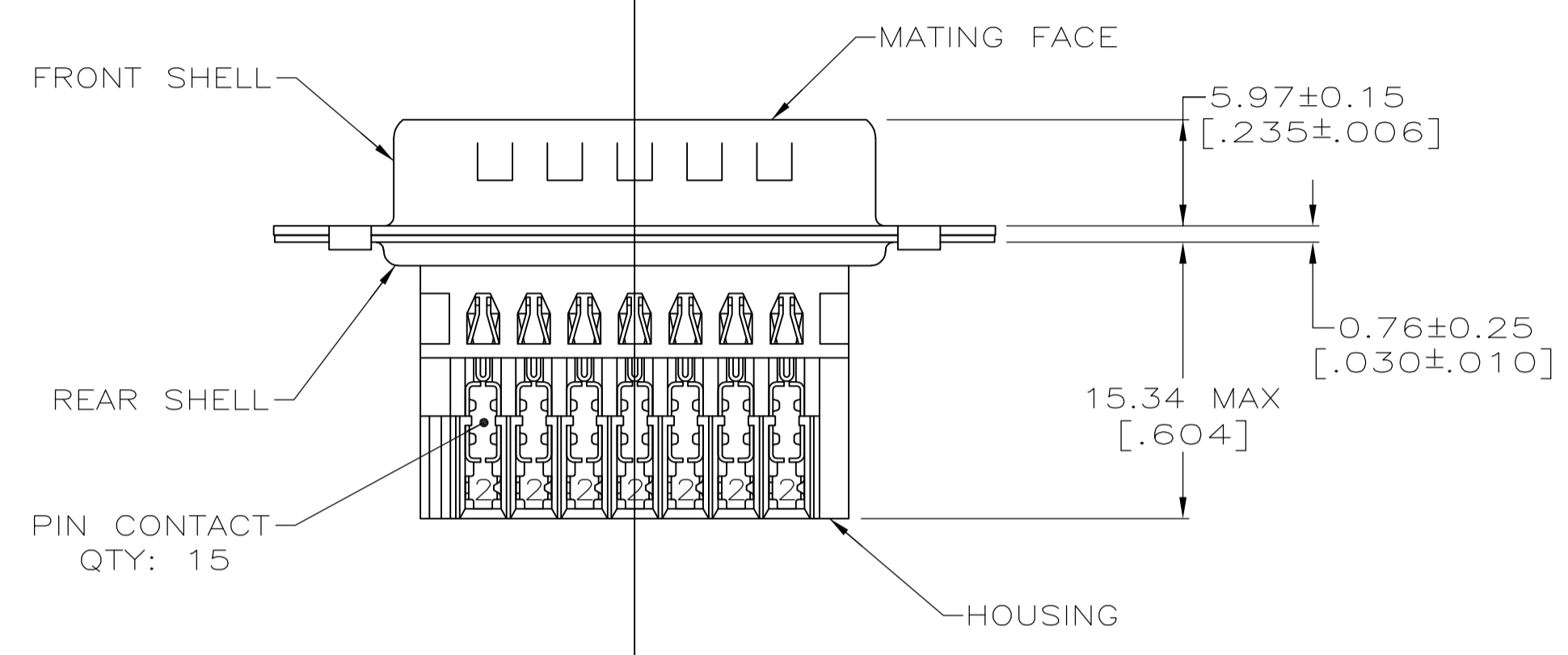
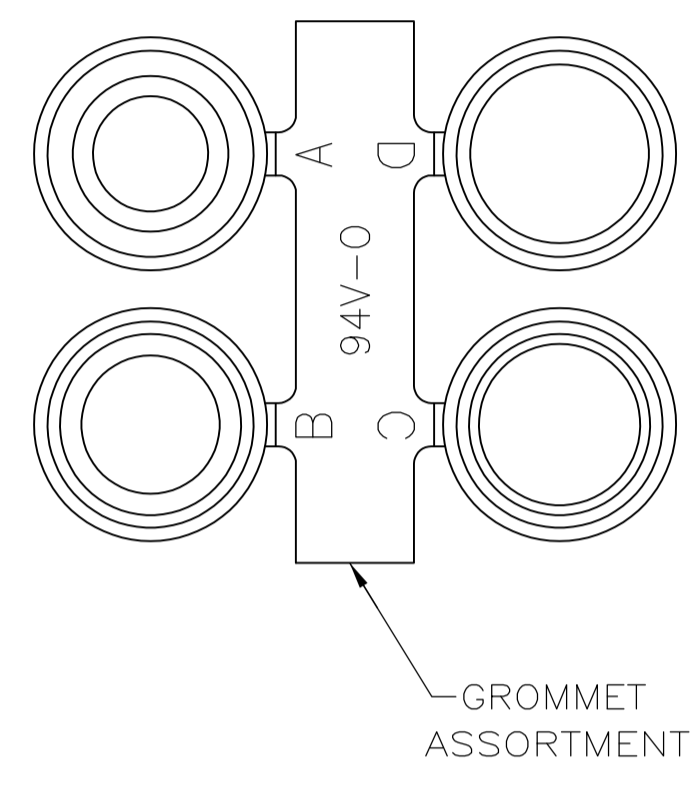
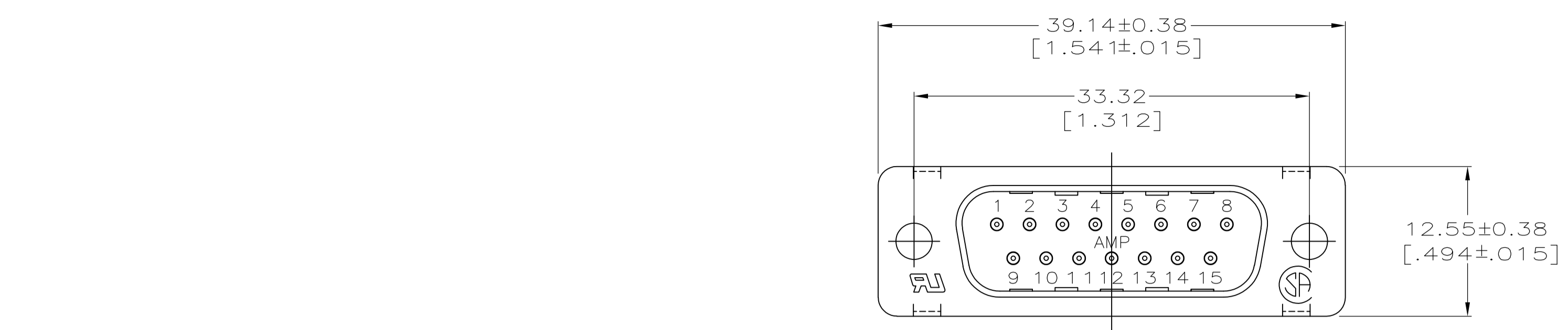


LOC		DIST		REVISIONS			
P	LTR	DESCRIPTION	DATE	DN	APVD		
A		REVISED PER ECO-08-004975	3MAR08	JDP	CWR		



ASSEMBLED VIEW

1. CONTACTS ACCEPT 22-26 AWG RANGE.
2. HOUSING: POLYESTER OR NYLON, GLASS FILLED, UL94V-0 RATED, COLOR BLACK.
GROMMETS: PVC, UL94V-0 RATED, COLOR BLACK.
CONTACTS: PHOSPHOR BRONZE.
SHELLS: CARBON STEEL.
CABLE CLAMPS: ZINC.
SCREWS & NUTS: CARBON STEEL.
3. CONTACTS: GOLD FLASH FOR A LENGTH OF 3.81[.150] MIN FROM MATING END 2.54µm[.000100] MIN TIN ON OPPOSITE END FOR A LENGTH OF 6.60[.260] MIN, BOTH OVER 0.76µm[.000030] NICKEL ON ENTIRE CONTACT.
SHELLS: 5.08µm[.000200] MIN TIN OVER 1.27µm[.000050] MIN COPPER.
MOUNTING SCREWS & NUTS: 3.81µm[.000150] MIN ZINC, CLEAR CHROMATE COATED.
FILISTER HEAD SCREWS: ZINC, CLEAR CHROMATE COATED.
4. CABLE CLAMPS: NICKEL OVER COPPER.

GROMMET FROM ASSORTMENT TO BE DETERMINED BY CABLE DIAMETER

749810-8
PART NUMBER

THIS DRAWING IS A CONTROLLED DOCUMENT.		DIN J.GERACE 22MAR06	Tyco Electronics Corporation Harrisburg, PA 17105-3608	
DIMENSIONS: INCHES		CIK C.ROHDE 22MAR06	NAME M.WALMSLEY 22MAR06	
TOLERANCES UNLESS OTHERWISE SPECIFIED:		PRODUCT SPEC 108-40011		
0. PLC ± -		APPLICATION SPEC 114-40003		
1. PLC ± -		SIZE A1		
2. PLC ± 0.13 [.005]		CAGE CODE 00779		
3. PLC ± -		DRAWING NO. 749810-8		
4. PLC ± -		RESTRICTED TO CUSTOMER DRAWING		
MATERIAL		SCALE 3:1		
FINISH		SHEET 1 OF 1		
		REV A		