PART NUMBER	REV	FIRST USED	TERMINATOR	FEED TYPE	DESCRIPTION
1339509-1	C	-	BENCH & LEADMAKER	MECH POST FEED	HD-I APPLICATOR
7-1339509-1	C	-	BENCH & LEADMAKER	MECH POST FEED	-1 AND SPARE PARTS
7-1339509-7	A	-	-	-	SPARE PARTS KIT

CRIMP DATA (AMP TERMINAL)

TERMINAL NAME: FASTIN-FASTON TAB "5MM SERIES"

CRIMP	SIZE	TYPE	RANGE
WIRE	2.79 [.110 IN]	F	1.00 - 3.00mm²
INSUL	4.57 [.180 IN]	F	2.10-3.10 [.083-.122 IN]

WIRE STRIP LENGTH 5.00-6.00 [.197-.236 IN]

APPL INSTRUCTION 408-8323

TERMINAL	-	-	FEED
APPL SPEC	114-15070 (A)	114-15007 (B)	27.50 [1.082 IN]

TERMINALS APPLIED

144839 (A)	-	-	-	-
142108 (B)	-	-	-	-
142089 (B)	-	-	-	-
-	-	-	-	-
-	-	-	-	-
-	-	-	-	-
-	-	-	-	-
-	-	-	-	-

WIRE SIZE mm² AWG	CRIMP HEIGHT	PIN PN & LENGTH [IN]
3.00mm²	2.23 ±0.05 [.088 ±.002 IN]	5-354778-7 [.2780]
2.00mm²	1.98 ±0.05 [.078 ±.002 IN]	7-354778-7 [.2880]
1.0mm² & 1.0mm²	1.98 ±0.05 [.078 ±.002 IN]	7-354778-7 [.2880]
0.5mm² & 1.5mm²	1.95 ±0.05 [.077 ±.002 IN]	7-354778-9 [.2890]
1.40mm²	1.78 ±0.05 [.070 ±.002 IN]	9-354778-5 [.2970]
0.5mm² & 0.5mm²	1.65 ±0.05 [.065 ±.002 IN]	354779-7 [.3025]
1.00mm²	1.62 ±0.05 [.064 ±.002 IN]	354779-9 [.3035]
-	-	-
-	-	-
-	-	-
-	-	-
-	-	-
-	-	-
-	-	-
-	-	-

1. RECOMMENDED SPARE PARTS.
2. GREASE RAM, CAM, CAM FOLLOWER AND FEED ROD LIGHTLY.
3. LUBRICATE DAILY PER THE APPLICATOR INSTRUCTION SHEET SUPPLIED WITH THE APPLICATOR.

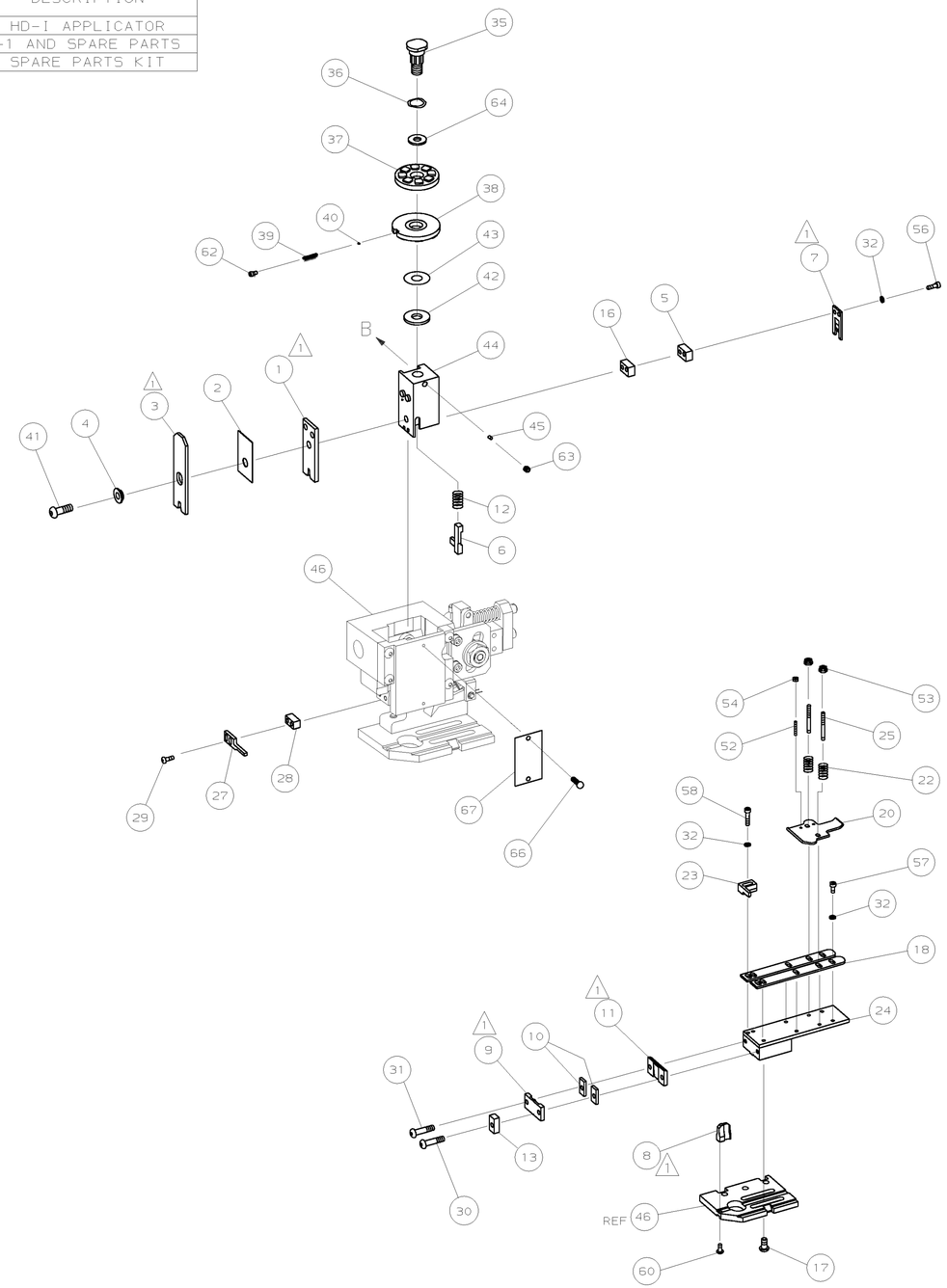

VIEW B ROTATED 180°

POST-FEED 40 mm STROKE

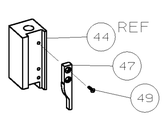

LEADMAKER OR BENCH G

POST-FEED 30 mm STROKE

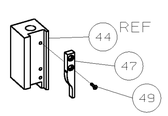

K TERMINATOR BENCH MACHINE

LOC A
DIST 66

					73
-	1	1	1339509	PRINT, APPLICATOR LOG SHEET	72
-	1	1	1338705-2	DOCUMENTATION PACKAGE	71
					70
					69
					68
-	1	1	461264-1	PLATE, IDENTIFICATION	67
-	2	2	21017-2	SCR,DRIVE(#2X.19)ID PLATE	66
					65
-	1	1	986950-1	WASHER, FLAT PRECISION	64
-	1	1	3-18031-0	SCR,SKT SET(M6X6)RAM	63
-	1	1	18023-9	SCR,SKT CAP(M4X6)CP DSC	62
					61
-	1	1	18024-7	SCR,BHC(M4X10)ANVIL	60
					59
-	2	2	1-18023-3	SCR,SHC(M4X16)HOLD DOWN	58
-	5	5	18023-9	SCR,SHC(M4X6)STRIP GUIDE	57
-	2	2	1-18023-4	SCR,SHC(M4X20)SLUG BLADE	56
					55
-	2	2	18029-1	NUT,HEX(M3)DRAG	54
-	2	2	986965-1	NUT,HEX SL(M4)DRAG STUD	53
-	2	2	2-18032-2	SCR,SKT SET(M3X10)DRAG	52
					51
					50
-	1	1	18024-3	SCR,BHC(M3X10)CAM	49
					48
-	1	1	1338676-1	CAM, POST-FEED 30 & 40 mm ST	47
-	1	1	1338662-1	APPLICATOR, BASIC (SUBASSY)	46
-	1	1	690191-1	PLUG, NYLON	45
-	1	1	1320998-1	RAM	44
-	1	1	690125-1	WASHER, LAMINATED	43
-	1	1	690124-1	WASHER, RAM	42
-	1	1	2-18024-6	SCREW,BHC(M8X25)CRIMPER	41
-	1	1	23241-1	BALL, STEEL	40
-	1	1	2-22278-7	SPRING, COMPRESSION	39
-	1	1	1320922-1	DISC, INSULATION	38
-	1	1	354777-1	WIRE DISC, PLASTIC	37
-	1	1	22480-5	WASHER, SPRING	36
-	1	1	690212-1	POST, RAM	35
					34
					33
-	9	9	18025-2	WASHER,LOCK(M4)SHEAR BL	32
-	1	1	1-18024-0	SCR,BHC(M4X20)SHEAR PL	31
-	1	1	4-18024-7	SCR,BHC(M4X25)SHEAR PL	30
-	2	2	18024-8	SCR,BHC(M4X12)STRIPPER	29
-	1	1	3-690451-2	SPACER, STRIPPER	28
-	1	1	240639-1	STRIPPER	27
					26
-	2	2	1320906-1	DRAG, STUD	25
-	1	1	1320995-4	STRIP GUIDE	24
-	1	1	240825-3	PLATE, STRIP HOLD DOWN	23
-	2	2	4-22281-1	SPRING, DRAG	22
					21
-	1	1	1338665-1	DRAG, STOCK	20
					19
-	2	2	1338663-4	GUIDE, LOWER STRIP	18
-	4	4	1-18024-8	SCR,BHC(M6X12)STRIP GD PL	17
-	1	1	1338708-1	SPACER, SLUG BLADE	16
					15
					14
-	1	1	1-690481-3	SPACER, HOLD DOWN	13
-	1	1	23846-1	SPRING, HOLD DOWN	12
1 -	1	1	482305-1	PLATE, REAR SHEAR	11
-	2	2	1-240645-6	SPACER, SHEAR PLATE	10
1 -	1	1	690783-1	PLATE, FRONT SHEAR	9
1 1	2	1	1333219-2	ANVIL	8
1 -	1	1	1-691157-2	BLADE, SLUG	7
-	1	1	944026-2	HOLD DOWN, TERMINAL	6
-	1	1	8-240641-3	SPACER, SLUG BLADE	5
-	1	1	238009-1	SPACER, BLOCK CRIMPER	4
1 1	2	1	4-456134-6	CRIMPER, INSULATION	3
-	1	1	455888-4	SPACER, CRIMPER	2
1 1	2	1	456408-6	CRIMPER, WIRE	1
	-77	-71	-1	PART NO / DESCRIPTION	ITEM NO

← REVISION OF EACH ASSY NO (WHEN BLANK, USE DWG REVISION)

QTY REQD PER ASSY — PARTS LIST

P	F	LTR	REVISION RECORD	APP	DATE
		C	ECN 0150-1230-01	TE	12-01
		B	SEE ECN 015A-0662-01	LJL	AUG01
		A	SEE ECN 015A-0544-01	LJL	JUL01
		01	WIRE SIZES ADDED	LJL	MAY01

DIMENSIONS: mm [INCHES]
DO NOT SCALE PRINT.
TOLERANCES UNLESS OTHERWISE SPECIFIED:
1 PLC DEC ±-
2 PLC DEC ±-
3 PLC DEC ±-
ANGLES ± -
SURF TEXTURE: √
REMOVE BURRS, BREAK SHARP EDGES R0.38 MAX

MATL - - | HT TR - - | FIN - -

DR 15AUG00 M.CLIFFORD | APP 15AUG00 F.BACKHURST
CHK - - | REL 04JUL01 L.LOFTHOUSE

AMP Incorporated Harrisburg, PA 17105-3608

NAME END FEED HD-I APPLICATOR | MACHINE REF HD-I APPL
SCALE - | D | DWG NO 1339509 | SHEET 1 OF 1 | REV C

CAGE CODE 00779 | CUSTOMER AND ASSEMBLY DRAWING | RESTRICTED TO -

THIS DRAWING IS A CONTROLLED DOCUMENT.
LAYOUT L1339509
SET UP GAGE 458638-3
THIS DRAWING IS UNPUBLISHED. © COPYRIGHT 2000 BY AMP INCORPORATED. ALL RIGHTS RESERVED. RELEASED FOR PUBLICATION .2000 .