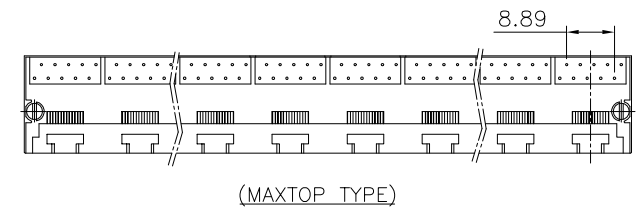
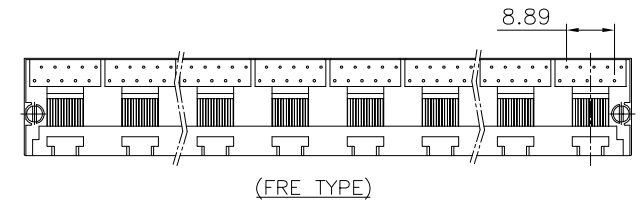
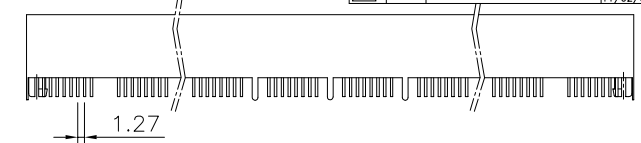
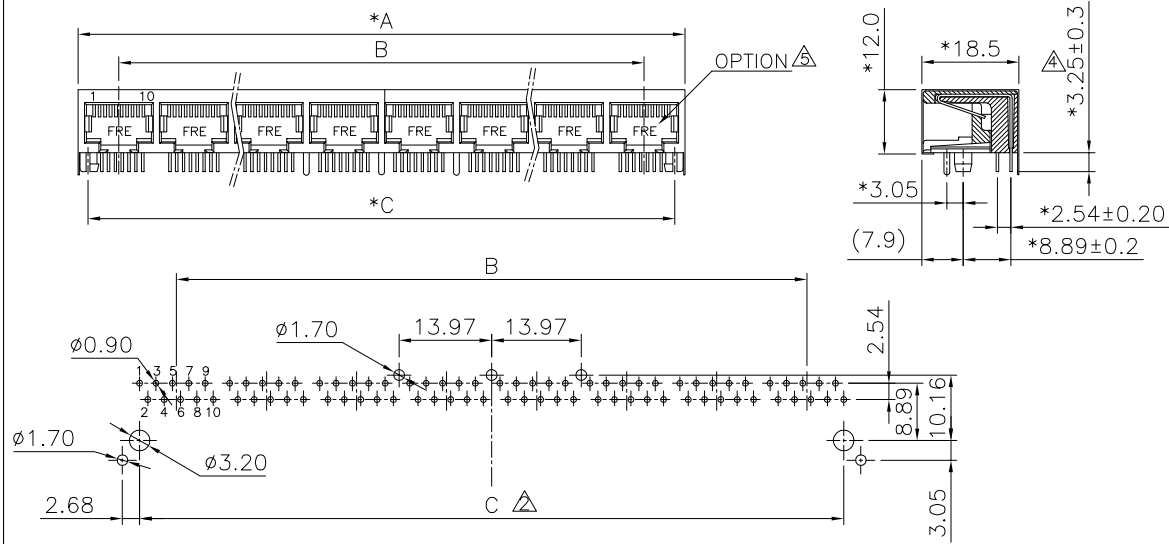


ADD PART NO		SUNLL 12/04/04	REVISION RECORD				
△	ADD PART NO	WYJ 05/14/05	REV	ECO	DESCRIPTION	DRFT	CHKD
△			△		DRAWING MODIFY	CH 1/8/2002	
△			△		DRAWING MODIFY	CH 12/26/02	
△			△		DRAWING MODIFY	SAMY 03/12/03	
△			△		DESIGN MODIFY	Symg 6/04/2003	
△			△		ADD PART NO	Among 11/02/04	



PC Board Layout Component Side Shown

NOTES:

ELECTRICAL:

- VOLTAGE RATING : 125 VAC RMS.
- CURRENT RATING : 1.5 AMP.
- CONTACT RESISTANCE : 45 MILLIOHMS MAX.
- INSULATION RESISTANCE: 1000 MEGOHMS MIN @ 500 VDC.
- DIELECTRIC STRENGTH : 1000 VAC RMS 60Hz, 1MIN.

MECHANICAL:

- HOUSING MATERIAL : GLASS FILLED POLYESTER UL94V-0.
- CONTACT MATERIAL : PHOSPHOR BRONZE  $\phi$ 0.46mm.  
OR PHOSPHOR BRONZE t=0.35mm
- PLATING : GOLD PLATING OVER NICKEL.
- OPERATING LIFE : 750 CYCLES MIN.
- PCB RETENTION PRE-SOLDER : 1 LB MIN.
- PCB RETENTION POST-SOLDER: 10 LBS MIN.

ENVIRONMENTAL:

- STORAGE : -40°C TO +85°C.
  - OPERATION: 0°C TO 70°C.
- MATES WITH MODULAR PLUG CONFORMING TO FCC PART 68, SUBPART F.

PART NUMBER: E560X-XXX0XX

- 4- 4 CONTACTS
- 8- 8 CONTACTS
- 1-10 CONTACTS
- 1- 3u" 2- 6u"
- 3-15u" 4-30u" 5-50u" 6-Pd 20u"
- F-Gold Flash
- 6-ROUND PIN  $\phi$ 0.46mm(FRE TYPE)
- Q-ROUND PIN  $\phi$ 0.46mm(MAXTOP TYPE)
- 8-FLAT PIN t=0.35mm(FRE TYPE)
- R-FLAT PIN t=0.35mm(MAXTOP TYPE)
- No. of Port : A-2 PORTS
- C-4 PROTS
- E-6 PORTS
- G-8 PORTS
- D-5 PORTS
- Type of Shield E-FRONT PEG 3.05
- F-FRONT PEG 3.05,W/ 3 GROUNDING TABS
- G-FRONT PEG 3.05,W/ 5 GROUNDING TABS

- △ 0- TIN W/FRE LOGO
- 2- NICKEL W/O FRE LOGO
- 3- TIN W/O FRE LOGO
- 4- NICKEL W/FRE LOGO

PORTS	DIM"A" $\pm 0.10$ $\pm 0.20$	DIM"B" $\pm 0.20$	DIM"C" $\pm 0.15$
2	31.24	13.97	25.40
4	59.18	41.91	53.34
6	87.12	69.85	81.28
8	115.06	97.79	109.22
5	73.15	55.88	67.31

DETACHED LISTS	MM (INCH)	DFTO SHINE	DATE 10/28/97	FULL RISE ELECTRONIC CO., LTD	
	TOLERANCES EXCEPT AS NOTED		CHKD DATE		
	MM	±	MFO DATE	TITLE	
	.0 ±0.2	±	APPLV XLF DATE 05/14/05'		
.00 ±0.15	±	MATERIAL :	11.5 SIDE ENTRY PCB GANG JACK 10P		
.000 ±0.075	±	ANGLES ± 0.5			QT'Y :
THIRD ANGLE PROJECTION	SCALE : 1.25 : 1	FINISH :	DRAWING NO. GE563060	SIZE A3	REV 7
DO NOT SCALE DRAWING			SHEET OF		