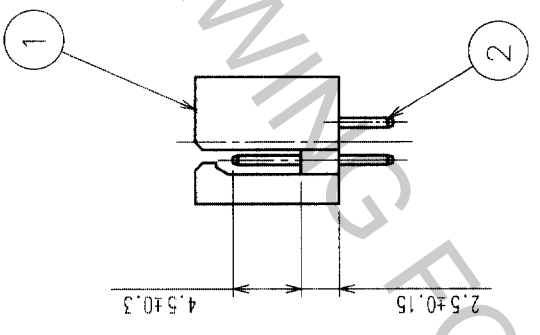
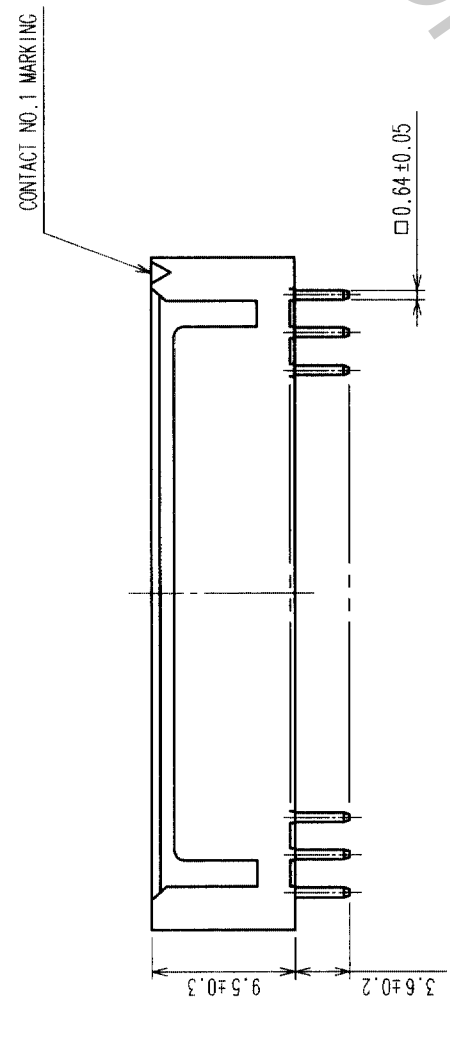
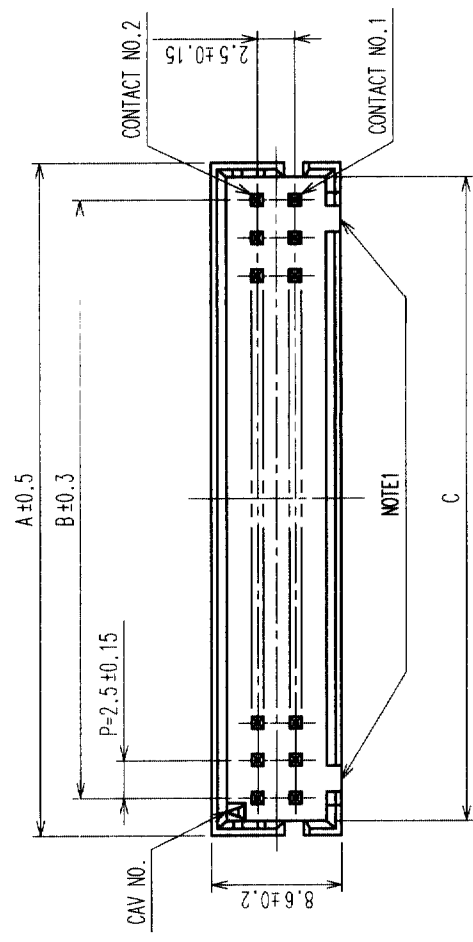
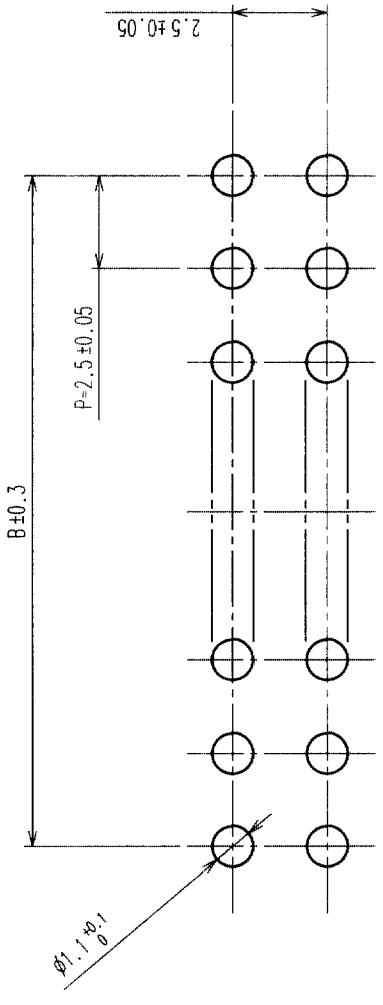


COUNT	DESCRIPTION OF REVISIONS	BY	CHKD	DATE	COUNT	DESCRIPTION OF REVISIONS	BY	CHKD	DATE
△					△				
△					△				
△					△				

HRS NO.	PART NO.	NUMBER OF CONTACT	A	B	C
CL541-0651-5-01	DF1B-4DP-2.5DSA(01)	4	7.5	2.5	5.6
CL541-0652-8-01	DF1B-6DP-2.5DSA(01)	6	10.0	5.0	8.1
CL541-0653-0-01	DF1B-8DP-2.5DSA(01)	8	12.5	7.5	10.6
CL541-0616-4-01	DF1B-10DP-2.5DSA(01)	10	15.0	10.0	13.1
CL541-0617-7-01	DF1B-12DP-2.5DSA(01)	12	17.5	12.5	15.6
CL541-0618-0-01	DF1B-14DP-2.5DSA(01)	14	20.0	15.0	18.1
CL541-0619-2-01	DF1B-16DP-2.5DSA(01)	16	22.5	17.5	20.6
CL541-0620-1-01	DF1B-18DP-2.5DSA(01)	18	25.0	20.0	23.1
CL541-0621-4-01	DF1B-20DP-2.5DSA(01)	20	27.5	22.5	25.6
CL541-0622-7-01	DF1B-22DP-2.5DSA(01)	22	30.0	25.0	28.1
CL541-0623-0-01	DF1B-24DP-2.5DSA(01)	24	32.5	27.5	30.6
CL541-0624-2-01	DF1B-26DP-2.5DSA(01)	26	35.0	30.0	33.1
CL541-0625-5-01	DF1B-28DP-2.5DSA(01)	28	37.5	32.5	35.6
CL541-0626-8-01	DF1B-30DP-2.5DSA(01)	30	40.0	35.0	38.1
CL541-0628-3-01	DF1B-34DP-2.5DSA(01)	34	45.0	40.0	43.1
CL541-0629-6-01	DF1B-36DP-2.5DSA(01)	36	47.5	42.5	45.6
CL541-0631-8-01	DF1B-40DP-2.5DSA(01)	40	52.5	47.5	50.6



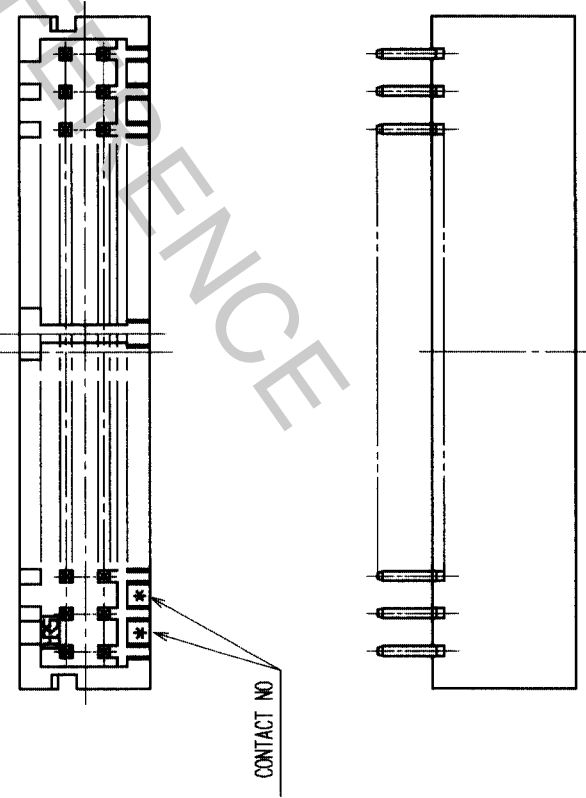
RECOMMENDED PATTERN (5 : 1)



NOTE1: 4 POSITIONS AND 6 POSITIONS HEADERS HAVE ONE POLARIZING SLOT AT CENTER. OTHER POSITIONS HAVE 2 POLARIZING SLOTS AS PER DRAWING.

NOTE2: WHEN THE NUMBERS OF CONTACTS OF FIRST ROW IS ODD, THE STAND-OFF SHIFTS 1.25 RIGHTWARD. (STAND-OFF AVAILABLE FROM 8 POSITIONS UP.)

NOTE2
1.25±0.15



1	POLYAMIDE	NATURAL (WHITE), UL94V-0	2	BRASS	UNDER PLATING: NICKEL PLATED 1μm MIN OVERPLATING: GOLD PLATED 0.2μm MIN
NO.	MATERIAL	FINISH, REMARKS	NO.	MATERIAL	FINISH, REMARKS
CL					
CODE NO. (OLD)		DRAWN	DESIGNED	CHECKED	APPROVED
		M. KURAMASHI	T. Kuroyama	H. Imahara	K. Katayama
		03.03.13	03.03.17	03.03.17	03.3.17
DRAWING NO.		PART NO.			
EDC3-071800-01		DF1B-*DP-2.5DSA(01)			
SCALE		CODE NO.			
2 : 1		CL541			
UNITS		HIROSE ELECTRIC CO., LTD			
MM					

TO	