

DO NOT SCALE DRAWING
DIMENSION IN METRIC

B

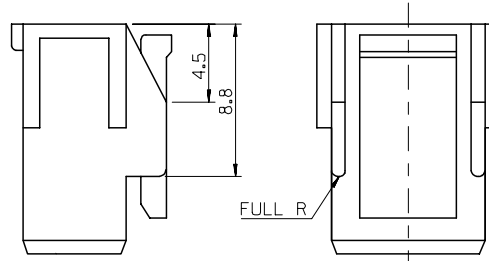
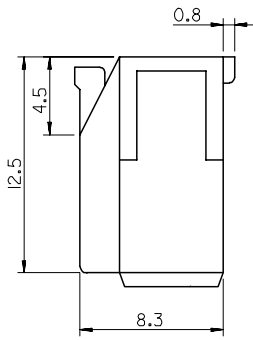
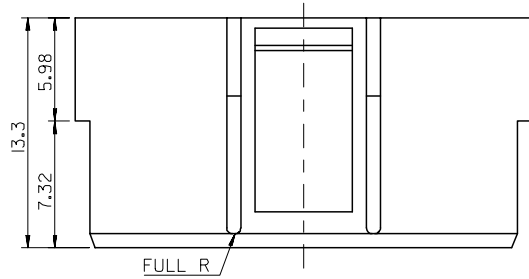
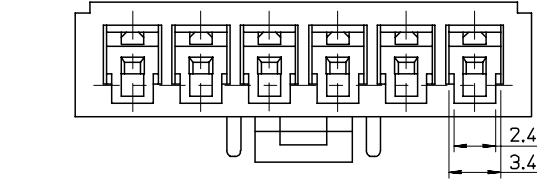
C

PROJECT NO.

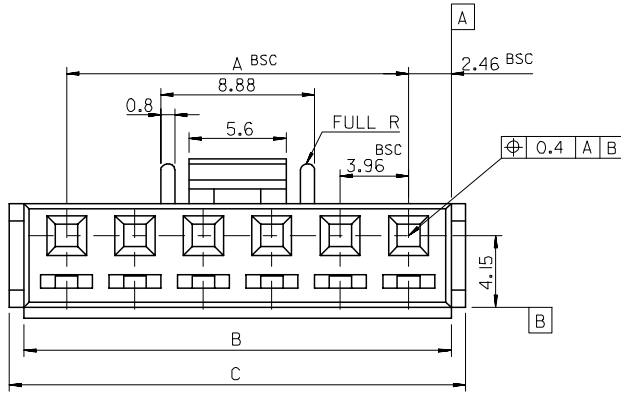
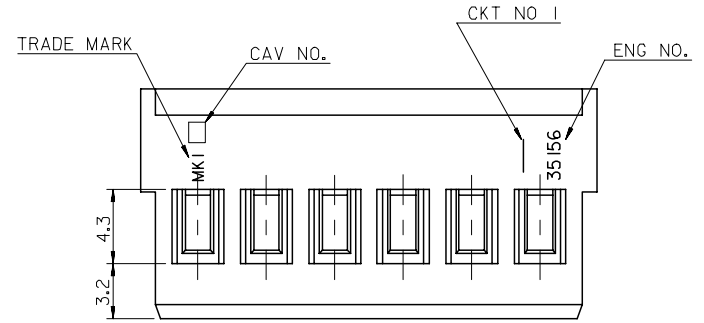
SIMILAR ITEM

DWG. IO.

SD-35156-***0*



2 CKT ONLY



NOTE

1. MATERIAL : PBT UL94V-0
2. USED WITH TERMINAL : 50217-****
3. MATED WITH WAFER ASS'Y : 35313-****
- ④. LEGEND 35328-****

35156-***0*

- COLOR : 0 - NATURAL
1 - BLACK
2 - RED
3 - YELLOW
4 - BLUE
- CKT NO.(02,03,04...)

50.18	48.48	43.56	35156120*	35156-120*	12
46.22	44.52	39.6	110*	-110*	11
42.26	40.56	35.64	100*	-100*	10
38.3	36.6	31.68	090*	-090*	9
34.34	32.64	27.72	080*	-080*	8
30.38	28.68	23.76	070*	-070*	7
26.42	24.72	19.8	060*	-060*	6
22.46	20.76	15.84	050*	-050*	5
18.5	16.8	11.88	040*	-040*	4
14.54	12.84	7.92	030*	-030*	3
10.58	8.88	3.96	35156020*	35156-020*	2
C	B	A	MAT'L NO.	ENG NO.	CKT.

REVISED EC NO. KOR2006-0105 DRWN: JHL 06/03/22 CHK: YSOOKIM 06/03/22 APPR: SHCHOL	DESCRIPTION	QUALITY SYMBOLS	GENERAL TOLERANCES: (UNLESS SPECIFIED)		SCALE 4-1	DESIGN UNITS <input checked="" type="checkbox"/> mm <input type="checkbox"/> INCH	THIRD ANGLE PROJECTION	DIMENSIONS: <input type="checkbox"/> mm <input type="checkbox"/> INCH <input type="checkbox"/> mm <input checked="" type="checkbox"/> mm ONLY		SHT	REV
		MAJOR =	mm	INCH	DRAWN BY & DATE H.S.SHIN	TITLE: 3.96 PITCH W/B CONN. HOUSING (WITH LOCK)					
G	REV	CRITICAL C =	4 PLACES	±0.	±.	CHECKED BY & DATE J.K.OH	MOLEX MOLEX INCORPORATED				
			3 PLACES	±0.	±.	APPROVED BY & DATE C.W.LEE	MATERIAL NO.	DRAWING NO.	SHEET NO.		
			2 PLACES	±0.2	±.	CAD FILENAME SD35156.DGN	SEE TABLE	SD-35156-***0*	I/1		
			1 PLACE	±0.2	±.	THIS DRAWING CONTAINS INFORMATION THAT IS PROPRIETARY TO MOLEX INCORPORATED AND SHOULD NOT BE USED WITHOUT WRITTEN PERMISSION.				SIZE B	
			ANGULAR: ± 2 °		DRAFT WHERE APPLICABLE MUST REMAIN WITHIN DIMENSIONS						

MX-A3