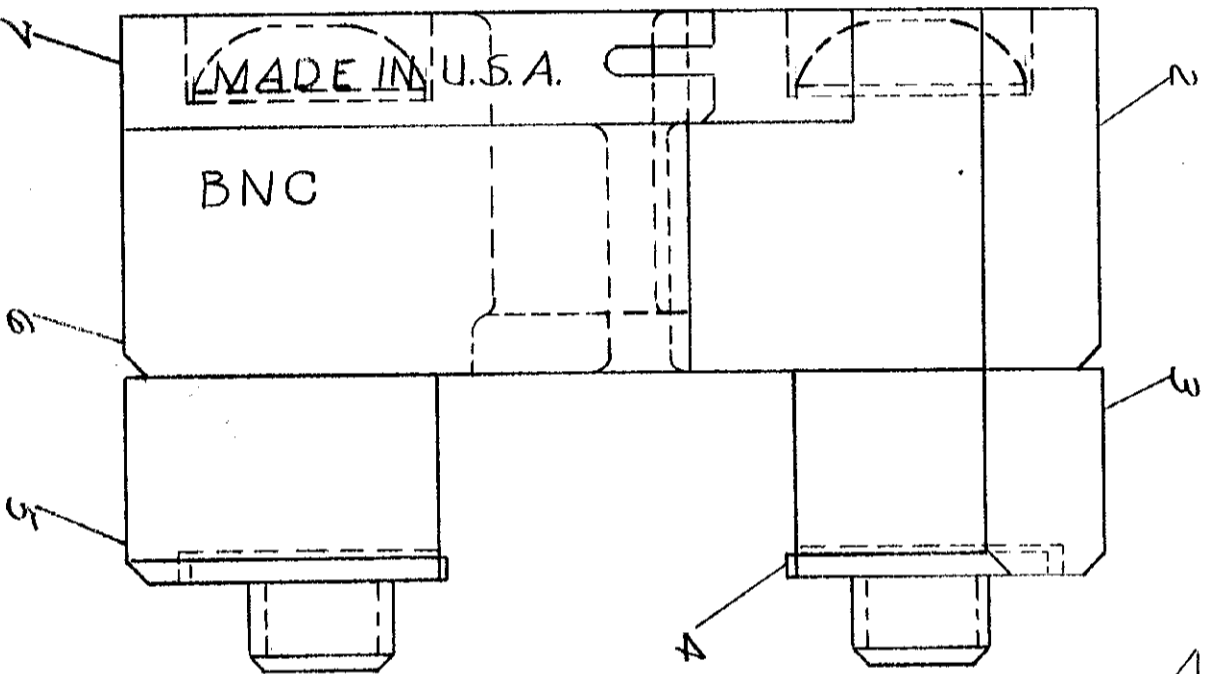
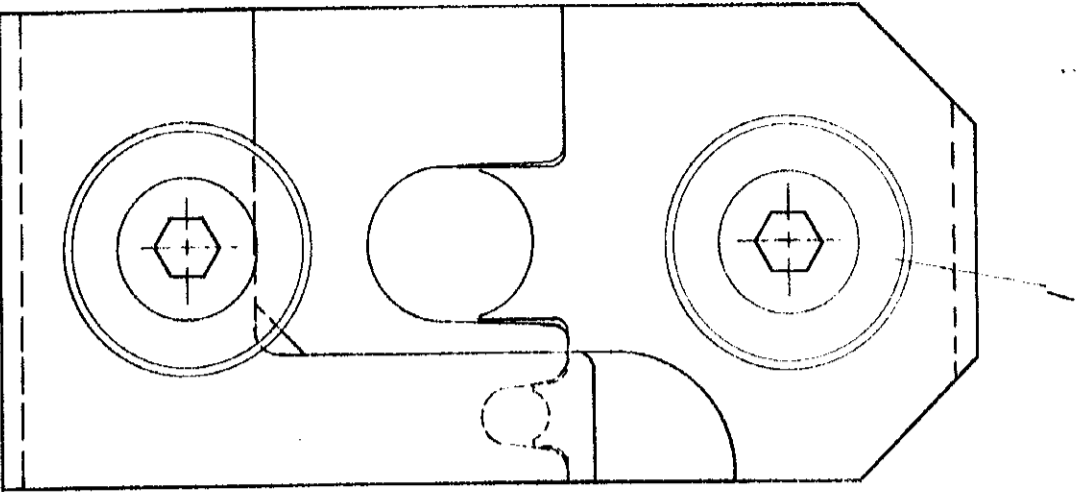
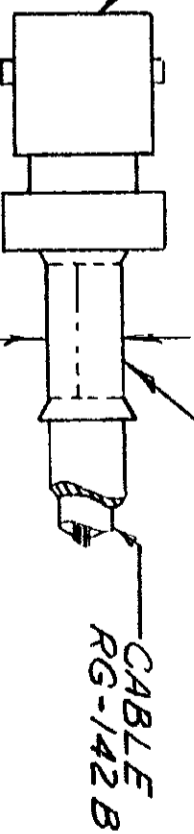


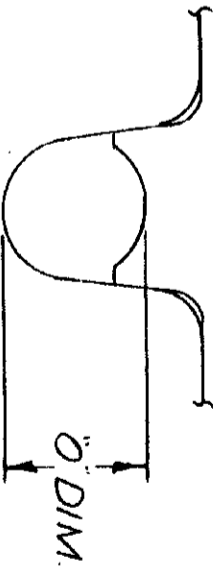
DIMENSIONS IN INCHES. DO NOT SCALE PRINT



BNC COAX CONNECTORS
2-331350-9 & 2-331351-9
FERRULE # 329099



FERRULE CRIMP
215 FERRULE CRIMP
223



0" DIM	NO 50
.075	.079

CENTER CONTACT CRIMP
THE CRIMP DIM'S APPLY ONLY TO THE ABOVE
COMBINATIONS ON A CRIMPED PRODUCT
METHOD OF GAGING CRIMP DIMENSIONS

SUPERSEDED BY 15 2396

2-16-75

1	6-304052-0	LOCATOR	7
1	306 799	INDENTER	6
1	8-305832-8	SPACER - LOWER	5
2	1-21046-3	RING - RETAINING	4
1	8-305832-7	SPACER - UPPER	3
1	306507-1	ANVIL	2
2	306592-1	SCREW-SPECIAL	1

PLUG GAGE DIMENSIONS APPLY WHEN TOOL IS
BOTTOMED BUT NOT UNDER PRESSURE.

PRINT 3

AMP 253 REV 7/68 8

7

6

5

4

3

2

1

REVISION RECORD	DR	CHK	DATE
1			
2			
3			
4			
5			
6			
7			
8			
9			
10			
11			
12			
13			
14			
15			
16			
17			
18			
19			
20			
21			
22			
23			
24			
25			
26			
27			
28			
29			
30			
31			
32			
33			
34			
35			
36			
37			
38			
39			
40			
41			
42			
43			
44			
45			
46			
47			
48			
49			
50			
51			
52			
53			
54			
55			
56			
57			
58			
59			
60			
61			
62			
63			
64			
65			
66			
67			
68			
69			
70			
71			
72			
73			
74			
75			
76			
77			
78			
79			
80			
81			
82			
83			
84			
85			
86			
87			
88			
89			
90			
91			
92			
93			
94			
95			
96			
97			
98			
99			
100			

NUMBER	69726
DESCRIPTION	
REQUIRED PER ASSEMBLY	

DR	B. Shegell	4-20-66
CHK		
DE		

WIRE - RANGE - INSULATION	RG-142 B
TOLERANCE EXCEPT AS NOTED	± .015
SCALE	4-1
LOC	M
NO	69726
REV	A

NAME	DIE ASSEMBLY
CLASS	
TYPE	ECONOMY BNC COAX
LOC	M
NO	69726
REV	A

REMARKS	CUSTOMER COPY REFERENCE ONLY
---------	------------------------------