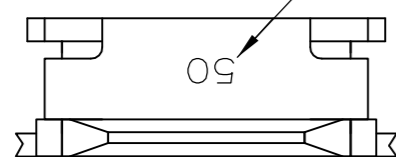


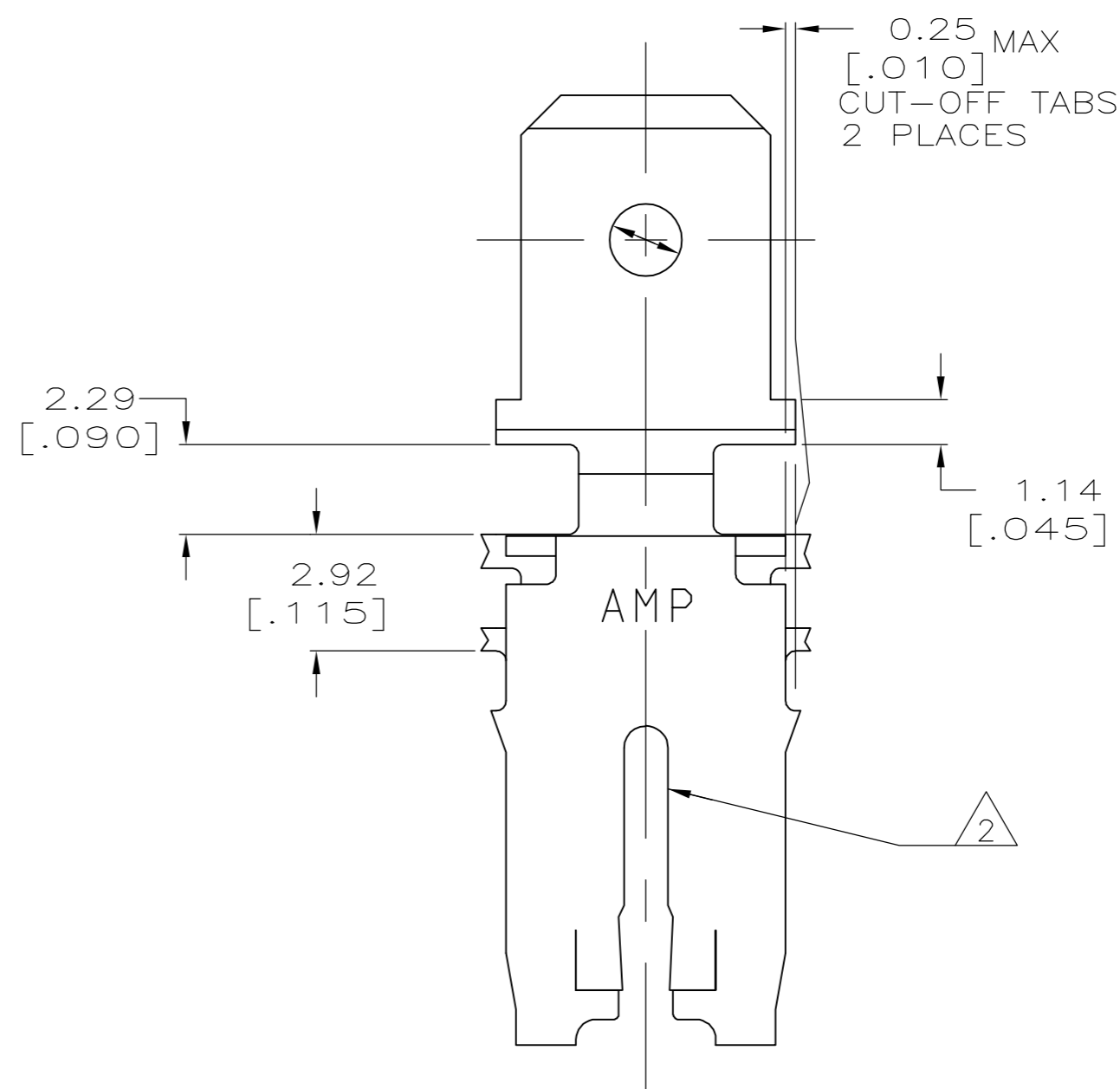
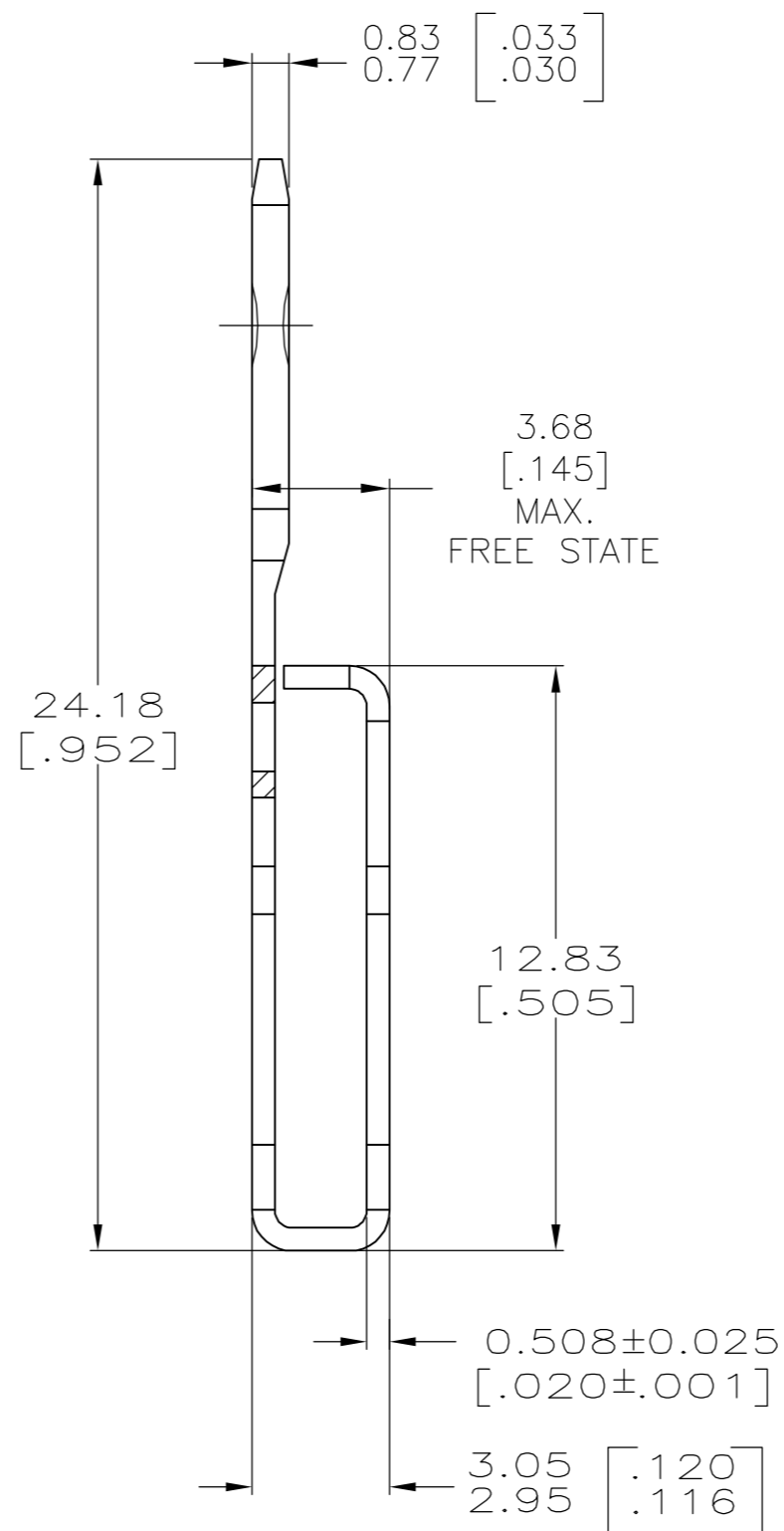
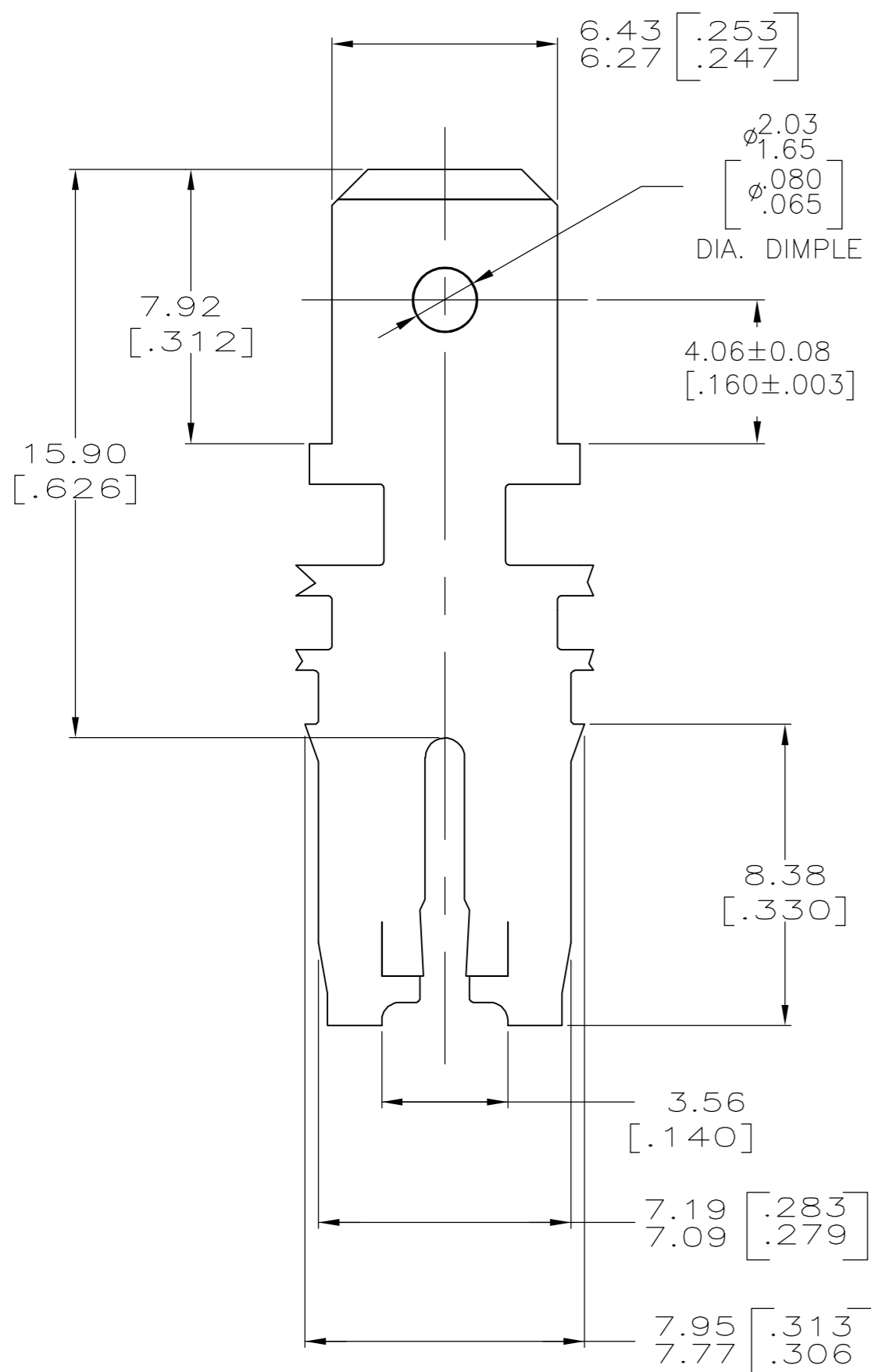
THIS DRAWING IS UNPUBLISHED. RELEASED FOR PUBLICATION
 © COPYRIGHT BY TYCO ELECTRONICS CORPORATION. ALL RIGHTS RESERVED.

LOC		DIST		REVISIONS			
P	LTR	DESCRIPTION		DATE	DWN	APVD	
AF	50	F		REVISED PER ECR-06-010427	01SEP06	HMR	KR

IDENTIFICATION NUMBER 50 FOR MAGNET WIRE RANGE



- 1 CONTINUOUS STRIP ON REELS WITH TERMINALS LOCATED ON 8.38±0.08 [.330±.003] CENTERS.
- 2 SLOT ACCEPTS 2.05mm [#12] COPPER MAGNET WIRE. SINGLE WIRE ONLY.
- 3 AFTER INSERTION INTO PLASTIC HOLDER TAB PORTION MUST BE BENT OVER 45° TO 90° OR POTTED-IN TO PREVENT PULL-OUT WHEN MATING RECEPTACLE IS DISCONNECTED.
- 4 VARNISH RESIST OVER 0.002032 [.000080] MIN TIN.



63425-1
PART NUMBER

THIS DRAWING IS A CONTROLLED DOCUMENT.		DWN RAGHAVENDRA 01SEP06	tyco Tyco Electronics Corporation	
DIMENSIONS: mm [INCHES]		CHK KURT A RANDOLPH	Harrisburg, PA 17105-3608	
TOLERANCES UNLESS OTHERWISE SPECIFIED:		APVD KURT A RANDOLPH	NAME	
0 PLC ± -		PRODUCT SPEC	TAB, 6.35 [.250] FASTON,™	
1 PLC ± -		APPLICATION SPEC	MAG-MATE™	
2 PLC ± 0.25 [.010]		108-2053	SIZE A2	CAGE CODE 00779
3 PLC ± -		114-2066	DRAWING NO C=63425	RESTRICTED TO -
4 PLC ± -		WEIGHT -	SCALE 6:1	SHEET 1 of 1
ANGLES ± -		CUSTOMER DRAWING	REV F	
FINISH 4				