

Key Features

- Miniature Design: 22.3 x 14.75mm
- Through Hole / Screw Mounting
- 2.4 to 2.5GHz Operating Frequency
- 0.5dBi Peak Gain



General Description

The Tango 26 is Siretta's MOST COMPACT miniature through-hole mount, WiFi / WLAN antenna. Measuring at an impressive 22 x 14.75mm, this is one of the most compact screw mount WiFi antennas on the market. The Tango 26 provides the user with a compact WiFi solution that can be securely fixed to its mounting surface. Despite a compact size, this antenna provides great WiFi performance for improved WiFi signal transmission and reception. This all lends a hand into making the Tango 26 ideal for WiFi applications that require a covert antenna solution.

The Tango 26 is tuned to operate within the 2.4 to 2.5GHz frequencies, making this antenna perfect for WiFi, Bluetooth and Zigbee applications. The Tango 26 achieves a reputable peak gain of 0.5dBi, helping to improve the short range signal transmission/reception of your WiFi modems, Bluetooth gadgets or even your low power ZigBee sensor.

The Tango 26 is supplied, as standard, with 100mm of RG174 coaxial cable, terminated with a reverse polarity SMA male connector. Custom cable lengths and alternative connector types can be supplied for volume requirements.

Additional Considerations

- Made out of durable ABS for long lasting antenna
- Supplied with a short cable to allow flexible mounting position
- 8mm long screw thread for secure through-hole mounting
- RoHS Compliant

Rev 1.2

Electrical Specifications

Operating temperature:	-30 to +60°C
Impedance:	50 ± 5ohm
Gain:	0.5dBi
VSWR:	≤ 2.0
Frequency range:	2.4 - 2.5GHz
Max power:	1 Watt
Isolation:	NA
Beamwidth:	H-PLANE - 360° E-PLANE - 68°
Polarization:	Vertical

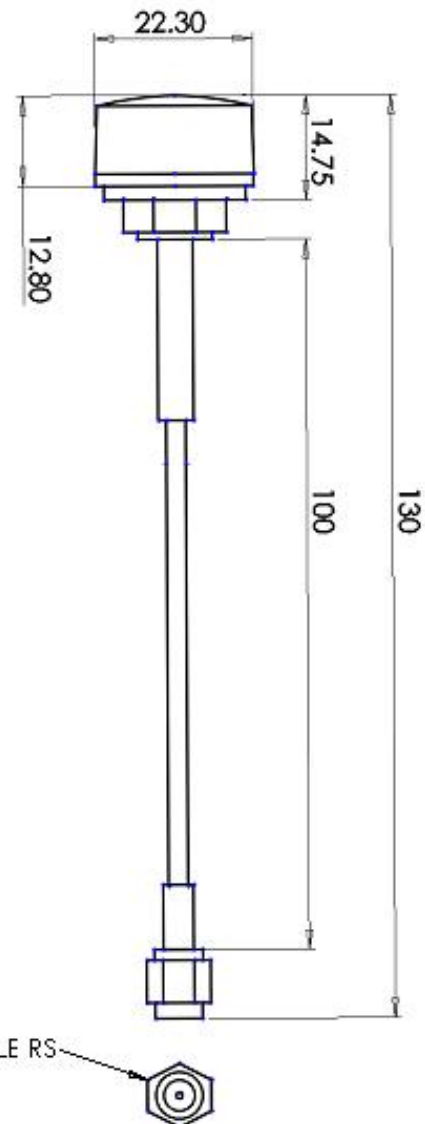
Gain

WiFi

2400MHz	1.87dBi
2500MHz	1.67dBi

Mechanical Specifications

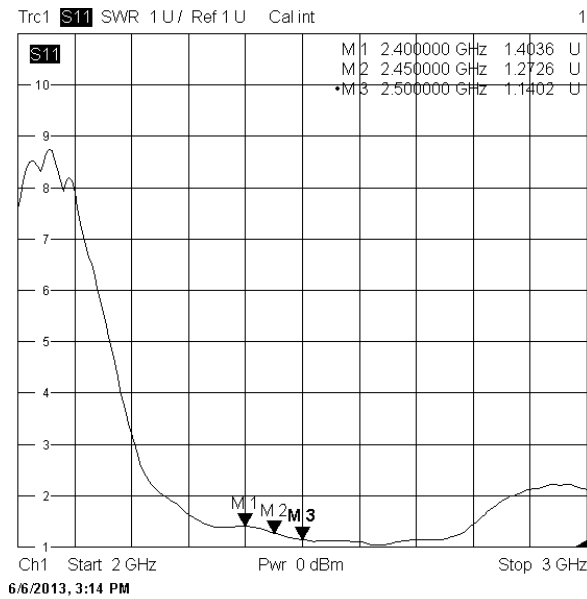
Dimensions:	Ø22.3 x x14.75mm
Weight:	11 ± 2g
Connector:	RP SMA Male
Cable:	100mm RG174 coaxial
RoHS compliant:	Yes



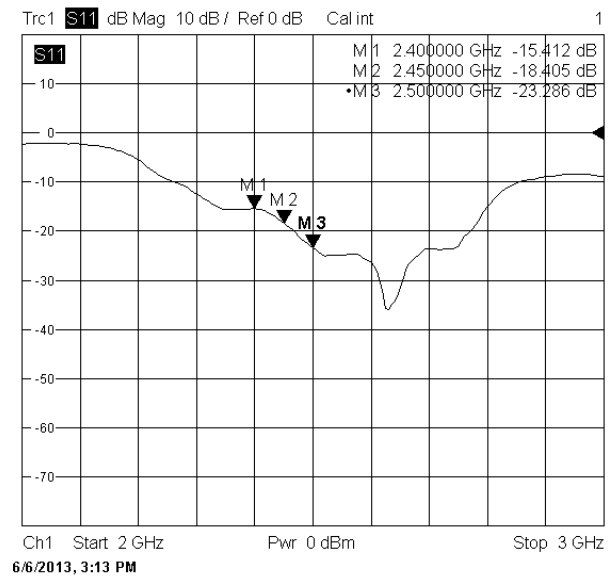
Recommended panel hole cutout (mm)

Test Reports

VSWR

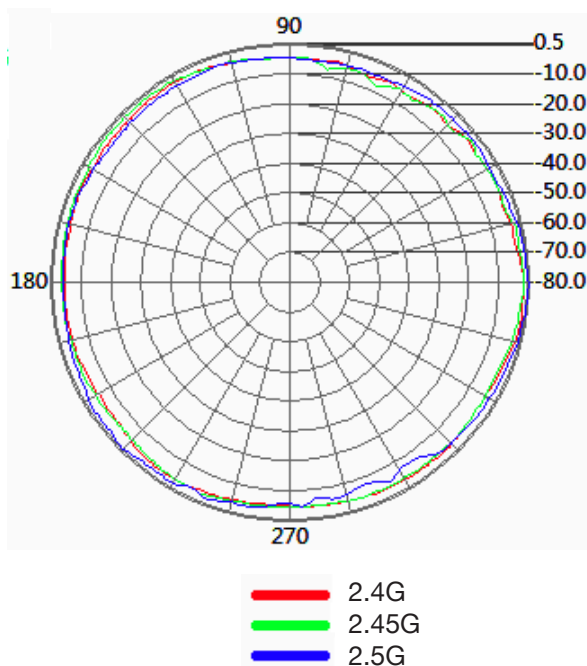


S11

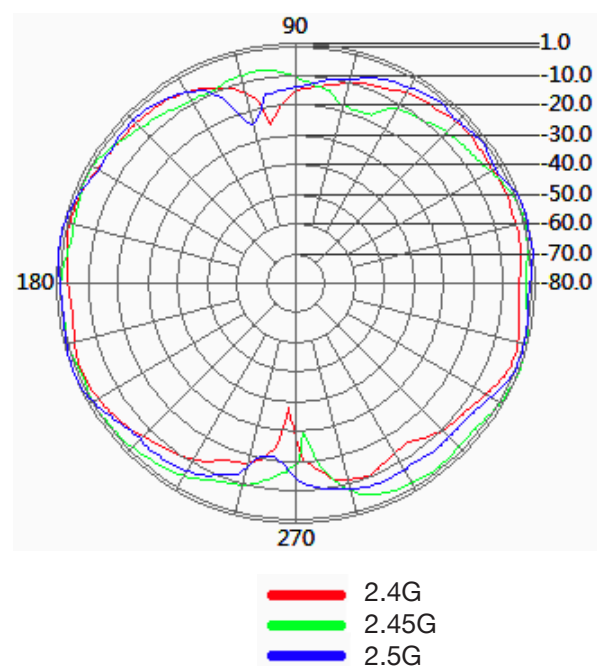


Radiation Patterns

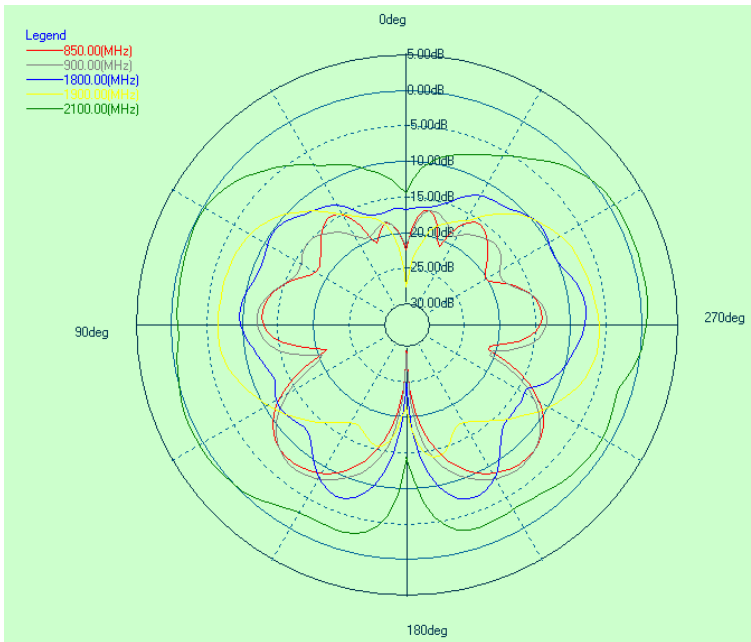
H Plane



E Plane



Gain vs. Frequency Graph



UL Tested (Basingstoke, UK)
Part: TANGO26/0.1M/SMAM/S/RP/29