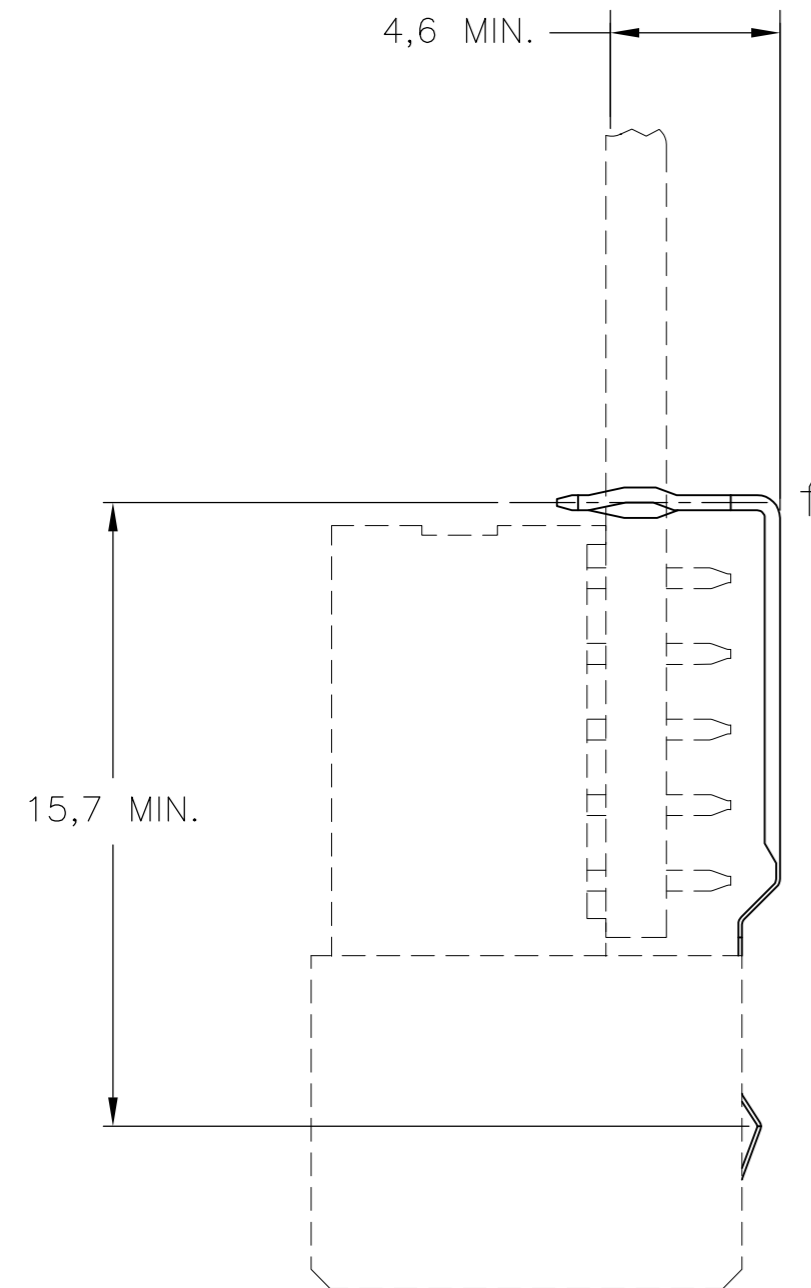
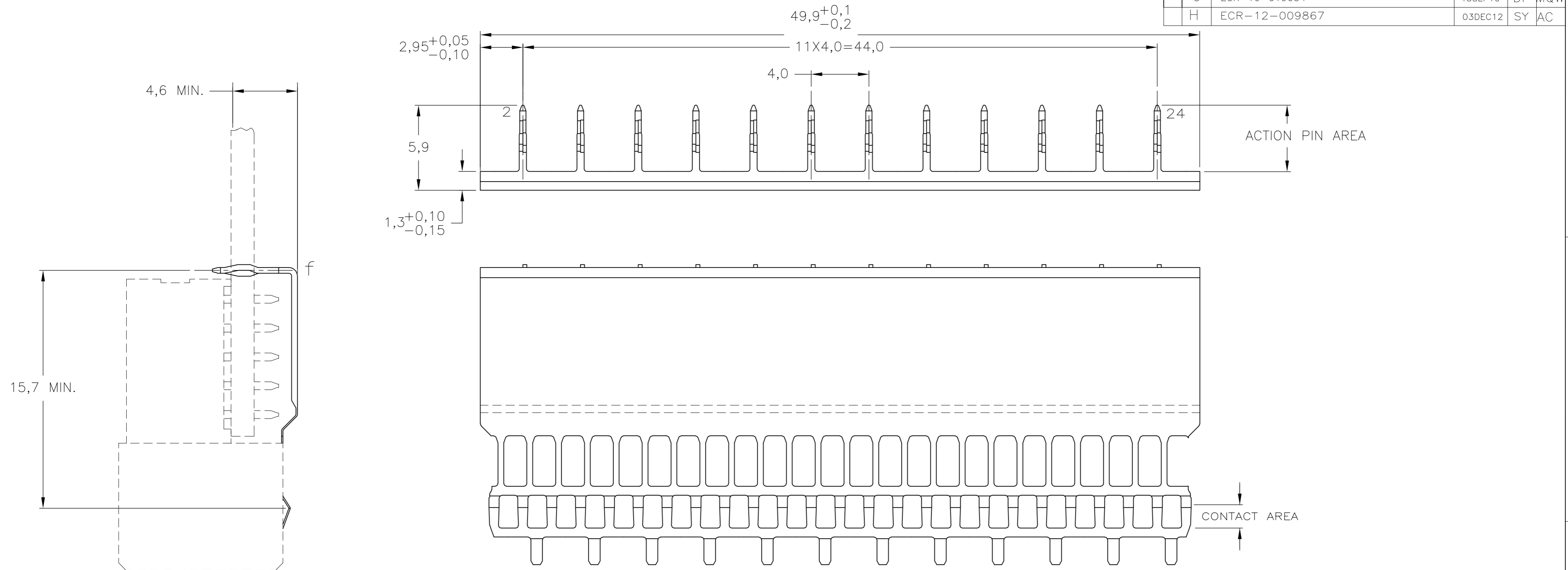


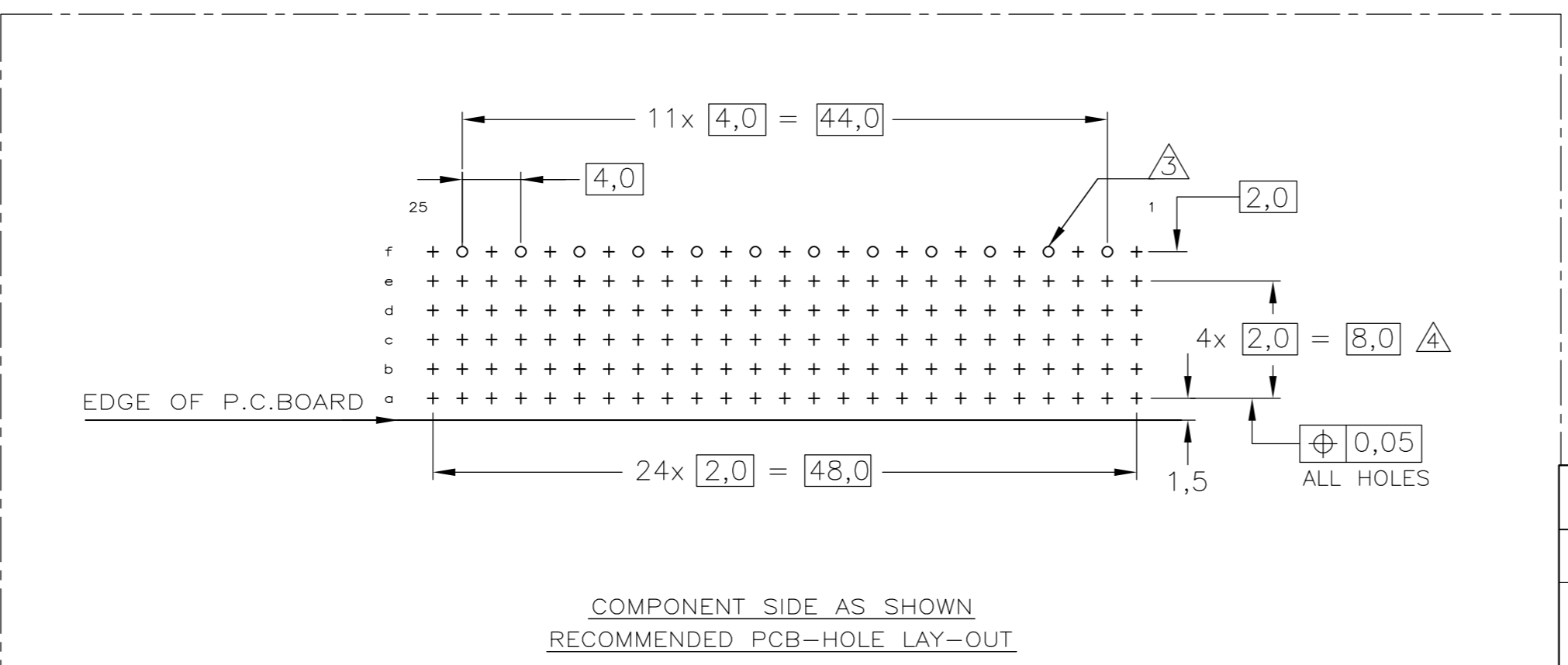
THIS DRAWING IS UNPUBLISHED. RELEASED FOR PUBLICATION
 © COPYRIGHT BY TYCO ELECTRONICS CORPORATION. ALL RIGHTS RESERVED.

LOC	DIST	REVISIONS			
P	LTR	DESCRIPTION	DATE	DWN	APVD
	G	ECR-10-019054	15SEP10	DP	MQW
	H	ECR-12-009867	03DEC12	SY	AC



NOTES:

- ⚠ PLATING:
 CONTACT AREA: 0,76μm Au MIN. OVER 1,27μm Ni MIN.
 ACTION PIN : 0,5μm SnPb MIN.
 REMAINDER : Ni
 - ⚠ MATERIAL; PHOSPHORBRONZE.
 - ⚠ ROW "f" 12 PLATED THROUGH HOLES FOR LOWERSHIELD.
 - ⚠ HOLE PATTERN FOR FEMALE CONNECTOR TYPE B-25 COLUMNS WITH UPPERSHIELD, 125+13 PLATED-THROUGH HOLES AT 2x2mm SQUARE GRID.
 - 5 MAX. BOARD THICKNESS 3,5 mm.
 - ⚠ SHIELDS LUBRICATED WITH BELLCORE APPROVED LUBRICANT.
- TECHNICAL REF: TR-NWT-001217 ISSUE 1, SEPT. 1992.



OBSOLETE	⚠ ⚠	⚠	—338110-9—
	⚠	⚠	338110-2
	FINISH	MATERIAL	PARTNUMBER

THIS DRAWING IS A CONTROLLED DOCUMENT.		DWN D. TRUREN 27-11-96	Tyco Electronics Corporation Tyco Electronics Corporation 's-Hertogenbosch, 5222AR-32	
DIMENSIONS: mm		CHK W. v.d.HEIJDEN 27-11-96	NAME Z-PACK 2mm HM GROUND RETURN LOWER SHIELD TYPE B-25 COLUMNS	
TOLERANCES UNLESS OTHERWISE SPECIFIED: ±0.2		APVD F. v.KONINGSBRUGGE	PRODUCT SPEC 108-19082	RESTRICTED TO —
MATERIAL —		FINISH —	APPLICATION SPEC 114-19029	SIZE A2
		WEIGHT —	CAGE CODE 00779	DRAWING NO C=338110
		CUSTOMER DRAWING	SCALE 5:1	SHEET 1 OF 1
			REV H	