
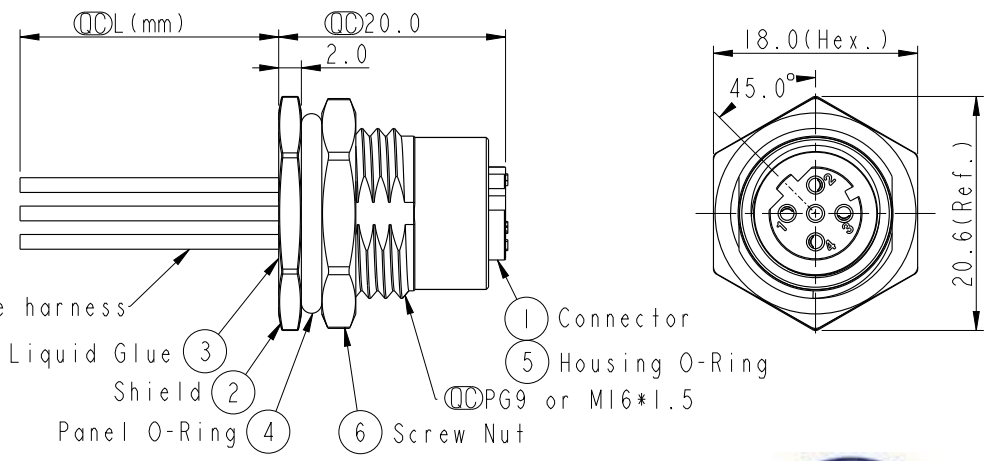
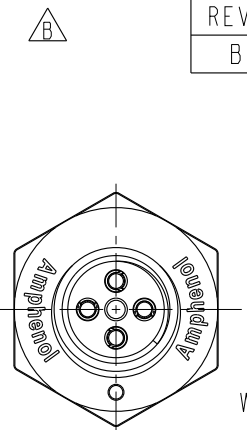
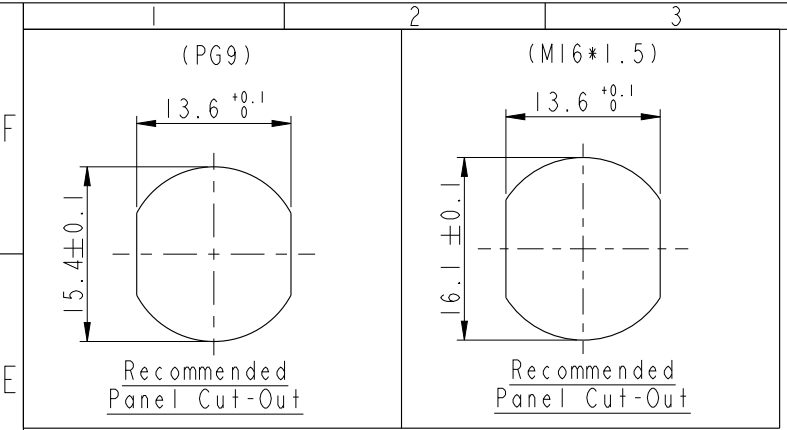
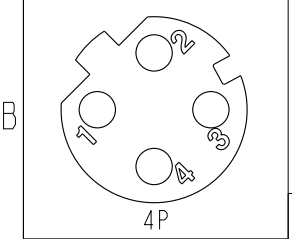


THIS DOCUMENT IS SUBJECT TO CHANGE WITHOUT NOTICE. IT IS CONFIDENTIAL AND A PROPERTY OF Amphenol LTW. DISCLOSURE TO THIRD PARTY HAS TO BE AUTHORIZED BY Amphenol LTW.

REV.	ECN NO.	DATE	SIGN	DESCRIPTION
B	LE31580012~013	2015-07-25	Yulong_wang	Change to Share Drawing.



4	Black	黑
3	Blue	藍
2	White	白
1	Brown	棕
Pin #	Wire	
Pin Out		



M 12D - 04 P F F C - S F 8 X XX

12D: D-Code  
 04: 4Pin  
 P: Panel (板端)  
 F: Female Connector (母座)  
 F: Female Pin (母Pin)  
 C: Crimp Type (打端式)  
 S: Screw (螺紋式)

15: 150mm  
 30: 300mm  
 50: 500mm  
 A0: 1000mm  
 A5: 1500mm  
 Wire Length (L): 150~1500mm

B: PG9  
 C: M16\*1.5

8: IP68 (防水等級68)

F: Front Fasten (前鎖式/Enclosure Rear Mount)

- Note:
- \*  $\varnothing$  Important Dimension.
  - \* Waterproof Rate: IP68.
  - \* Housing: Nylon+GF, Black.
  - \* Female Pin: Copper Alloy, Gold Plated.
  - \* Shield: Zinc Alloy, Nickel Plated.
  - \* Screw Nut: Zinc Alloy, Nickel Plated.
  - \* Panel O-Ring: Viton, Black.
  - \* Housing O-Ring: Viton, Green.
  - \* Wire harness: UL1061
  - \* Rated Voltage: 250V dc. or ac.
  - \* Rated Current: 4A
  - \* Operating Temperature: -25~85°C
  - \* For Panel Thickness Max 4.5mm.
  - \* Recommended Nut Torque: 4-6 Kgf.cm.
  - \* Wire harness Tolerance: 150~300 ±15mm  
 301~1000 ±20mm  
 Over 1000 ±40mm

Pin Assignments - Front View	4P	UL1061	22	M12D-04PFFC-SF8BXX M12D-04PFFC-SF8CXX
	Contacts	Wire harness	AWG	Item No.

UNIT: mm		TITLE M12 D-Code Female Conn. Panel Front With Wire harness		
TOLERANCE		SCALE	SIZE	SHEET
.X ±0.25		2:1	A4	1 OF 1
.XX ±0.1		REV.	WC-REV.	
.XXX ±0.05		B	A.5	
ANGLES ±1°		⊙: Inspection item		

**Amphenol LTW**  
 安費諾亮泰企業股份有限公司

ITEM NO.	DRAWN BY	DATE
	Yulong_wang	2015-07-25
DWG NO.	CHECKED BY	DATE
M12D-04PFFC-SF8XXX	Cary	2015-07-25
CUSTOMER	APPROVED BY	DATE
ALTW	Jerry	2015-07-25