

- ▶ Low profile
- ▶ 4.0 x 2.5 mm Footprint
- ▶ Extended Temp Range Option
- ▶ RoHS Compliant



ECX-42

SMD QUARTZ CRYSTAL

The miniature ECX-42 is a compact SMD Crystal. The 4.0 x 2.5 x 0.8 mm ceramic package is ideal for today's SMD manufacturing environment.

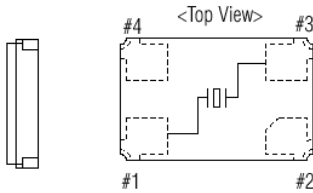
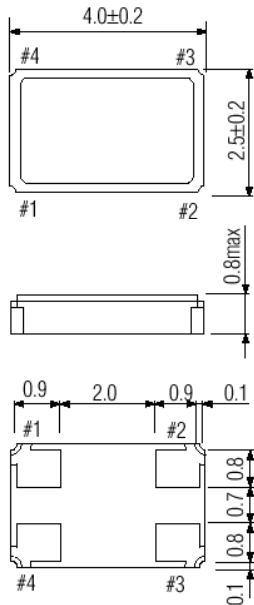
OPERATING CONDITIONS / ELECTRICAL CHARACTERISTICS

PARAMETERS	CONDITIONS	ECX-42			UNITS
		MIN	TYP	MAX	
Frequency Range		12.000		50.000	MHz
Frequency Tolerance	at +25°C			± 30 *	ppm
Frequency Stability	-10 to +70°C			± 50 *	ppm
Shunt Capacitance				5	pF
Load Capacitance	Specify in P/N		12		pF
Drive Level				300	µW
Operating Temperature		-10		+70	°C
Storage Temperature		-55		+125	°C
Aging (Per Year)	@ +25°C ±3°C			±5	ppm

EQUIVALENT SERIES RESISTANCE/MODE OF OSCILLATION

FREQUENCY RANGE (MHz)	MODE OF OSC	MAX ESR Ω	FREQUENCY RANGE (MHz)	MODE OF OSC	MAX ESR Ω
12.00 ~ 15.999	Fundamental	80	20.000 ~ 23.999	Fundamental	50
16.000 ~ 19.999	Fundamental	60	24.000 ~ 50.000	Fundamental	40

DIMENSIONS (mm)



Pad Connections	
1	In/Out
2	Gnd
3	Out/In
4	Gnd

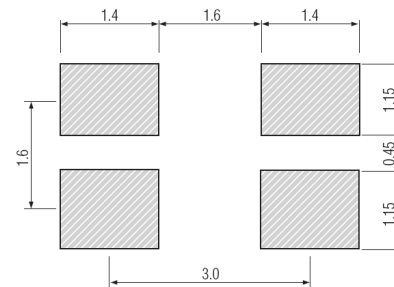


Figure 2) Suggested Land Pattern

Figure 1) Top, Side, Bottom and End views

PART NUMBERING GUIDE: Example ECS-200-20-42-TR

ECS - Frequency Abbreviation - Load Capacitance - Package

200 = 20.000 MHz
See P/N Guide

20 = 20 pF
S=Series

42 =
ECX-42

Custom Options			
Tolerance	* Stability	Temp Range	Packaging
Blank = Std A = ± 25 ppm J = ± 20 ppm R = ± 15 ppm C = ± 10 ppm	Blank = Std D = ± 100 ppm E = ± 50 ppm G = ± 30 ppm H = ± 25 ppm T = ± 20 ppm W = ± 15 ppm K = ± 10 ppm	Blank = Std M = -20 ~ +70°C N = -40 ~ +85°C P = -40 ~ +105°C S = -40 ~ +125°C U = -55 ~ +125°C	TR= Tape & Reel 1K/Reel

*Consult Factory for available stability options over extended temp range.